

Epizootic Haemorrhagic Disease (EHD)

Annual analysis of ADIS data 2023

Reporting period: 2023-01-01 – 2023-12-31

Data query: 2024-01-15

AGES DSR

Parameters

Data source: ADIS reports (unless otherwise specified)

Reporting period: 2023-01-01 – 2023-12-31

Data retrieved on: 2024-01-15 09:03

The dates of the analyses all refer to the confirmation date in the ADIS reports.

Content:

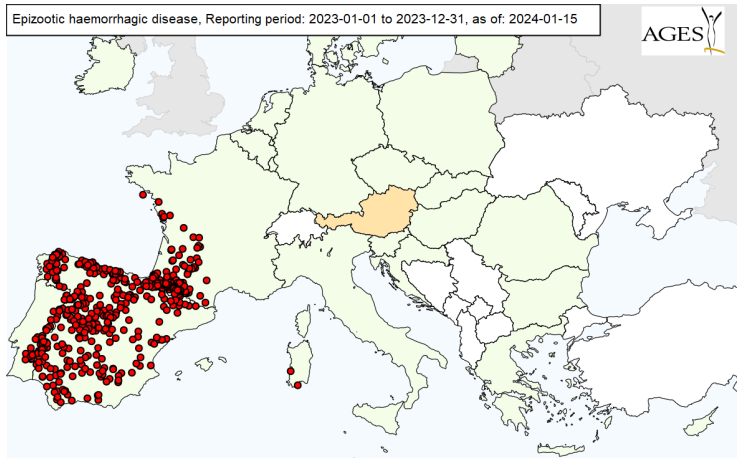
- Current status of spread
- Monthly/weekly outbreak numbers
- Distance of outbreaks to Austrian national border
- Monthly spread maps

Contact: statistics@ages.at

Outbreaks in 2023

Outbreaks between 2023-01-01 and 2023-12-31:

Epizootic haemorrhagic disease, Reporting period: 2023-01-01 to 2023-12-31, as of: 2024-01-15



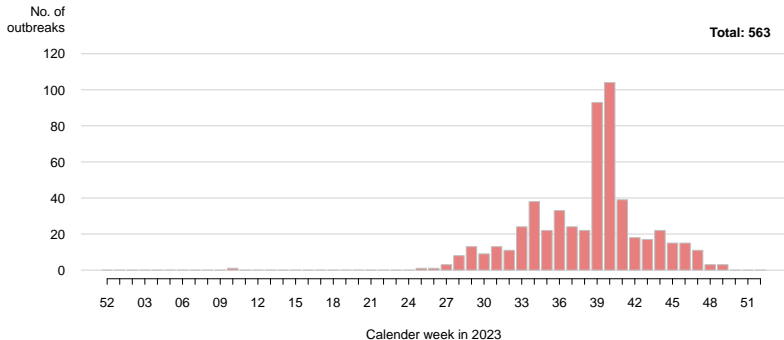
Outbreaks per month

	Jan	Feb	Mar	Apr	May	Jun	Jul	Aug	Sep	Oct	Nov	Dec	Total
FRANCE	0	0	0	0	0	0	0	0	49	155	18	3	225
ITALY	0	0	1	0	0	0	0	0	0	1	0	0	2
PORTUGAL	0	0	0	0	0	0	2	44	27	0	0	0	73
SPAIN	0	0	0	0	0	2	31	61	74	62	33	0	263
Total	0	0	1	0	0	2	33	105	150	218	51	3	563

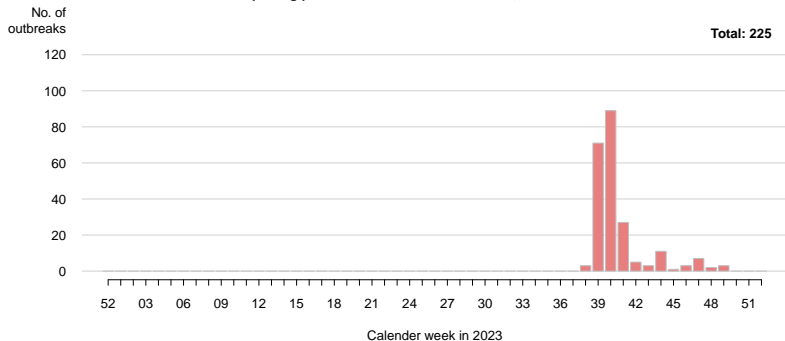
Reporting period: 2023-01-01 – 2023-12-31, data query: 2024-01-15
Table only comprises countries reporting to the ADIS system

Total outbreaks

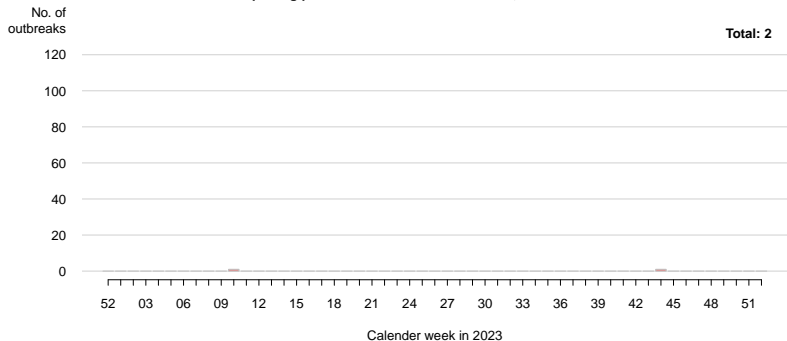
Outbreaks per calendar week: ADIS total
Reporting period: 2023-01-01 – 2023-12-31, as of: 2024-01-15



Outbreaks per calendar week: FRANCE
Reporting period: 2023-01-01 – 2023-12-31, as of: 2024-01-15

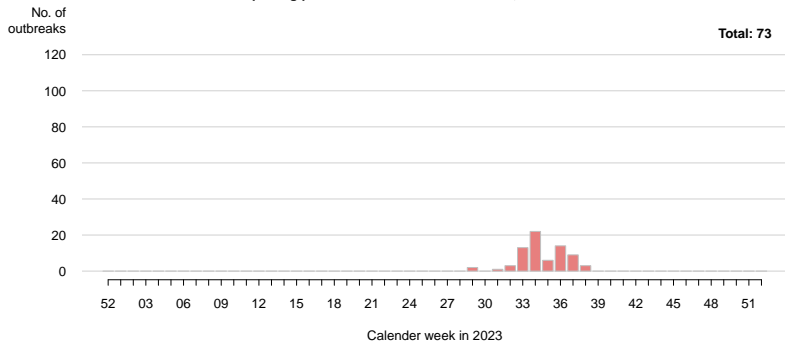


Outbreaks per calender week: ITALY
Reporting period: 2023-01-01 – 2023-12-31, as of: 2024-01-15



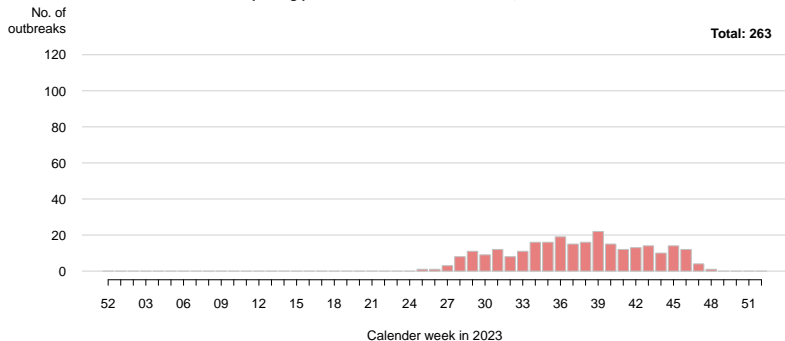
Outbreaks PORTUGAL

Outbreaks per calendar week: PORTUGAL
Reporting period: 2023-01-01 – 2023-12-31, as of: 2024-01-15

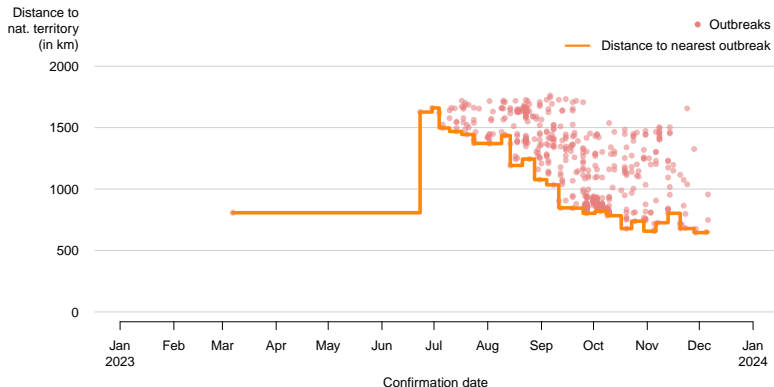


Outbreaks SPAIN

Outbreaks per calendar week: SPAIN
Reporting period: 2023-01-01 – 2023-12-31, as of: 2024-01-15



Distance of outbreaks to Austrian border



Reporting period: 2023-01-01 – 2023-12-31, data query: 2024-01-15

Outbreaks Jan 2023

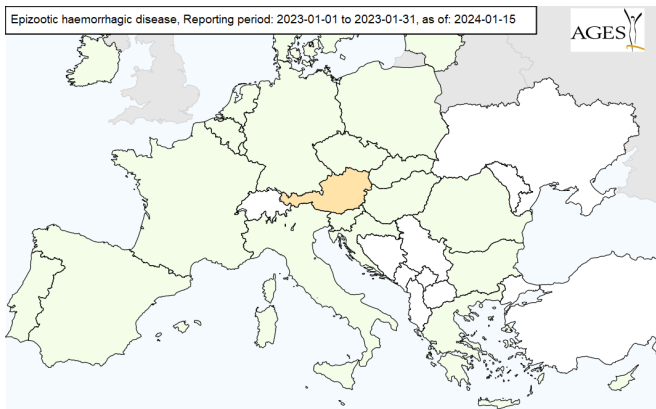
Reported outbreaks after 2023-01-01:

in colour = outbreaks

in the **relevant month**,

grey = outbreaks in

previous months.



Outbreaks Jan–Feb 2023

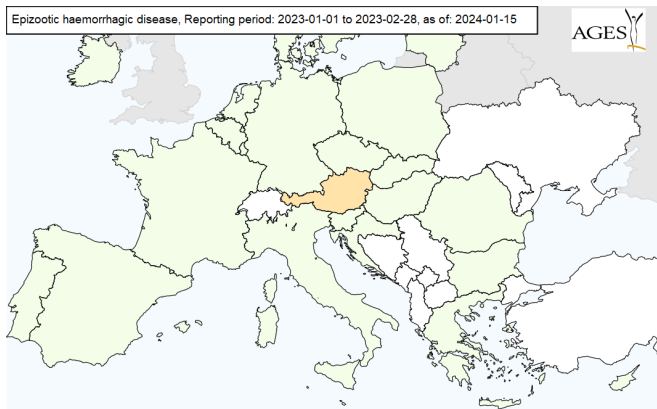
Reported outbreaks after 2023-01-01:

in colour = outbreaks

in the **relevant month**,

grey = outbreaks in

previous months.



Outbreaks Jan–Mar 2023

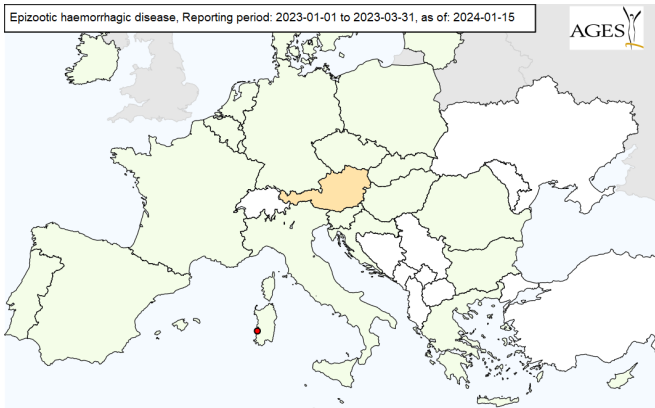
Reported outbreaks after 2023-01-01:

in colour = outbreaks

in the **relevant month**,

grey = outbreaks in

previous months.



Outbreaks Jan–Apr 2023

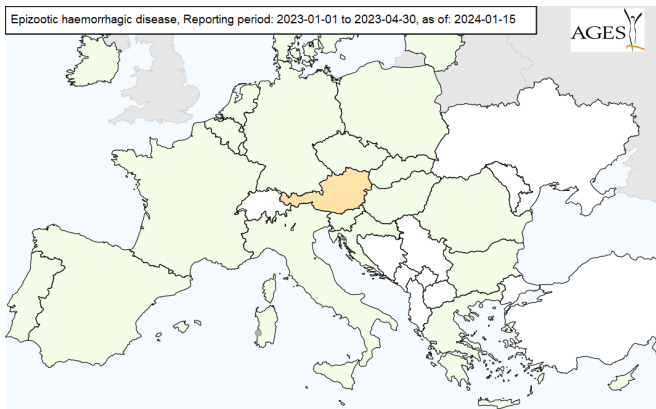
Reported outbreaks after 2023-01-01:

in colour = outbreaks

in the **relevant month**,

grey = outbreaks in

previous months.



Outbreaks Jan–May 2023

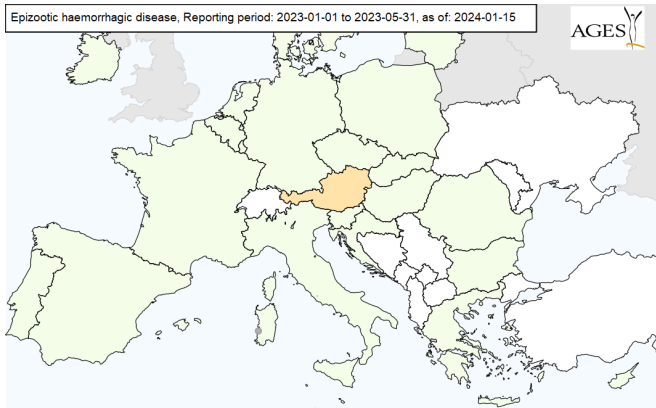
Reported outbreaks after 2023-01-01:

in colour = outbreaks

in the **relevant month**,

grey = outbreaks in

previous months.



Outbreaks Jan–Jun 2023

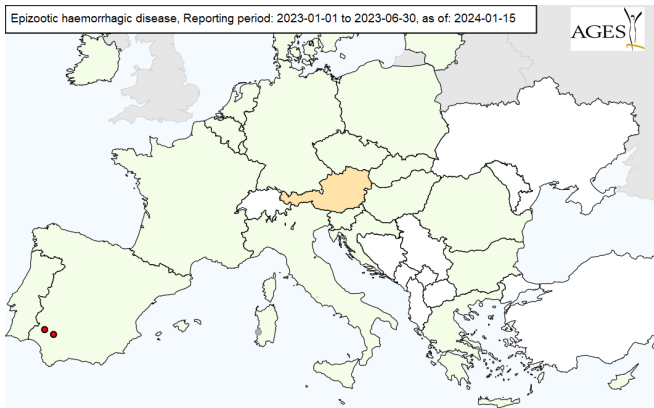
Reported outbreaks after 2023-01-01:

in colour = outbreaks

in the **relevant month**,

grey = outbreaks in

previous months.



Outbreaks Jan–Jul 2023

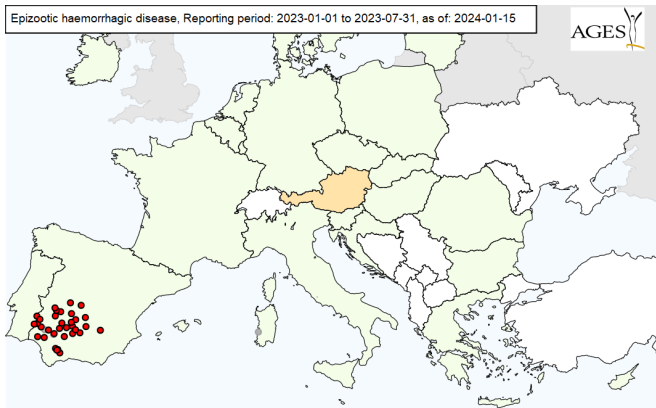
Reported outbreaks after 2023-01-01:

in colour = outbreaks

in the **relevant month**,

grey = outbreaks in

previous months.



Outbreaks Jan–Aug 2023

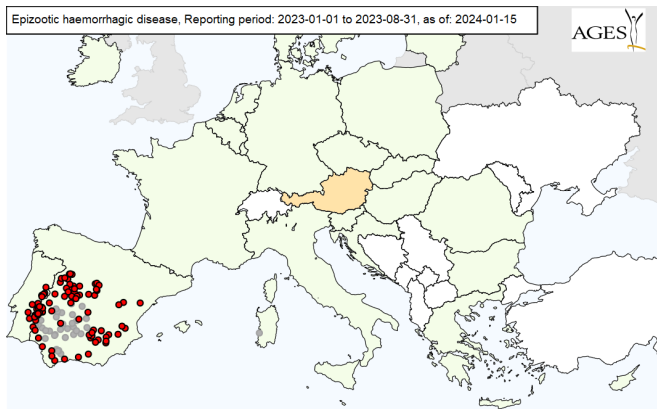
Reported outbreaks after 2023-01-01:

in colour = outbreaks

in the **relevant month**,

grey = outbreaks in

previous months.



Outbreaks Jan–Sep 2023

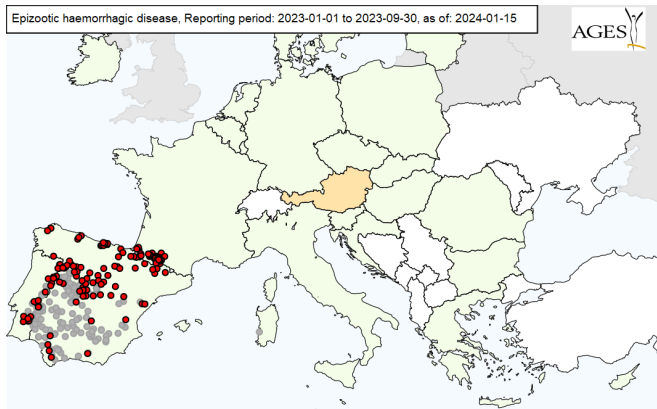
Reported outbreaks after 2023-01-01:

in colour = outbreaks

in the **relevant month**,

grey = outbreaks in

previous months.



Outbreaks Jan–Oct 2023

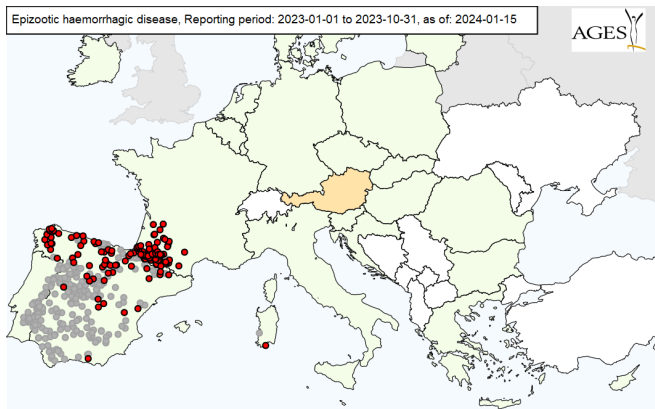
Reported outbreaks after 2023-01-01:

in colour = outbreaks

in the **relevant month**,

grey = outbreaks in

previous months.



Outbreaks Jan–Nov 2023

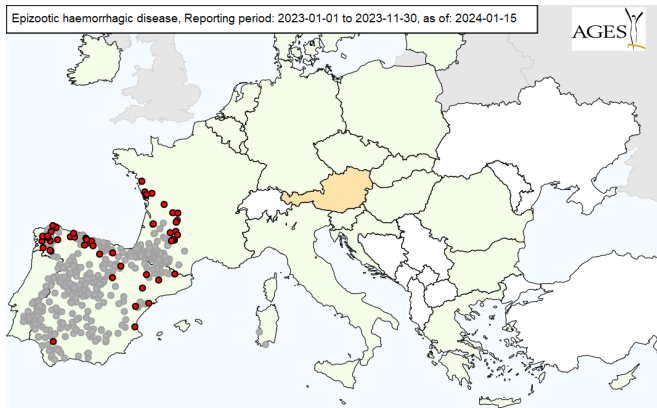
Reported outbreaks after 2023-01-01:

in colour = outbreaks

in the **relevant month**,

grey = outbreaks in

previous months.



Outbreaks Jan–Dec 2023

Reported outbreaks after 2023-01-01:

in colour = outbreaks

in the **relevant month**,

grey = outbreaks in

previous months.

