

African swine fever in domestic pigs and wild boar (ASF)

Archive of ADNS reports 2018

Reporting period: 2018-01-01 – 2018-12-31

Data query: 2019-01-16

AGES DSR

Parameters

Data source: ADNS reports (unless otherwise specified)

Reporting period: 2018-01-01 – 2018-12-31

Data retrieved on: 2019-01-16 14:30

The dates of the analyses all refer to the confirmation date in the ADNS reports.

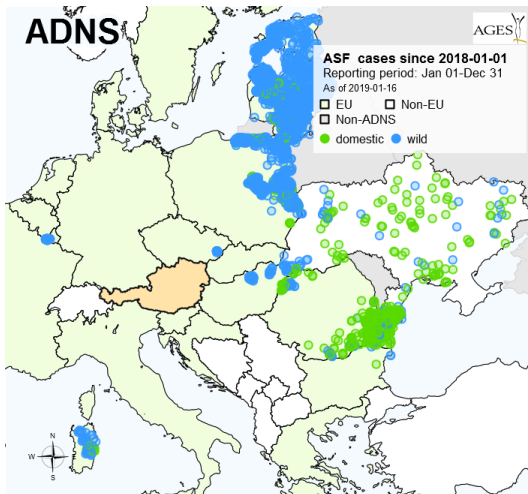
Content:

- Map of cases 2018
- Weekly time series
- Distance of cases to Austrian national border
- Monthly spread maps

Contact: statistics@ages.at

Reported Cases 2018

Coordinates of the reported cases 2018:



Number of cases per month (domestic)

ASF cases in domestic pigs:

	Jan	Feb	Mar	Apr	May	Jun	Jul	Aug	Sep	Oct	Nov	Dec	Total
BULGARIA	0	0	0	0	0	0	0	1	0	0	0	0	1
ITALY	1	2	0	0	1	4	0	1	1	0	5	10	25
LATVIA	0	0	0	0	0	3	4	3	0	0	0	0	10
LITHUANIA	0	0	0	0	0	20	19	10	0	2	0	0	51
POLAND	3	1	0	0	4	34	36	27	4	0	0	0	109
ROMANIA	2	0	1	0	0	200	343	269	164	94	68	22	1163
UKRAINE	10	6	5	2	9	16	12	16	15	5	5	4	105
Total	16	9	6	2	14	277	414	327	184	101	78	36	1464

Reporting period: 2018-01-01 – 2018-12-31, data query: 2019-01-16
Table only comprises countries reporting to the ADNS system

Number of cases per month (wild boar)

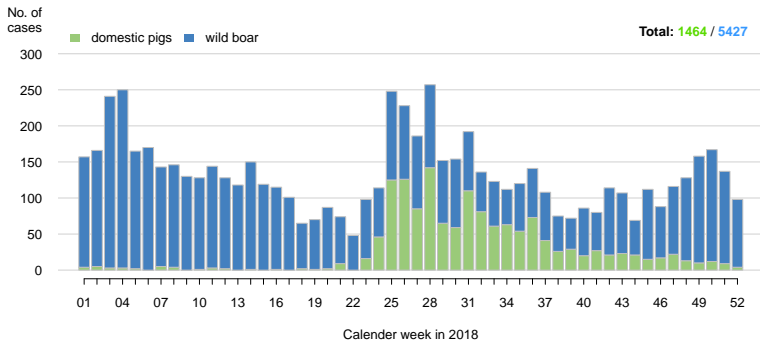
ASF cases in wild boar:

	Jan	Feb	Mar	Apr	May	Jun	Jul	Aug	Sep	Oct	Nov	Dec	Total
BELGIUM	0	0	0	0	0	0	0	0	12	73	23	55	163
BULGARIA	0	0	0	0	0	0	0	0	0	3	1	1	5
CZECH REPUBLIC	14	3	1	10	0	0	0	0	0	0	0	0	28
ESTONIA	54	63	27	10	2	22	10	4	6	8	9	16	231
HUNGARY	0	0	0	2	6	14	5	6	1	11	28	65	138
ITALY	26	3	2	5	2	2	0	0	1	0	8	16	65
LATVIA	142	76	46	38	33	71	71	41	38	37	38	54	685
LITHUANIA	294	138	192	194	109	78	109	70	63	56	61	82	1446
POLAND	340	282	310	226	154	190	210	158	86	108	173	206	2443
ROMANIA	0	0	0	0	1	7	12	11	26	29	48	48	182
UKRAINE	9	15	1	2	0	4	5	0	0	0	2	3	41
Total	879	580	579	487	307	388	422	290	233	325	391	546	5427

Reporting period: 2018-01-01 – 2018-12-31, data query: 2019-01-16
 Table only comprises countries reporting to the ADNS system

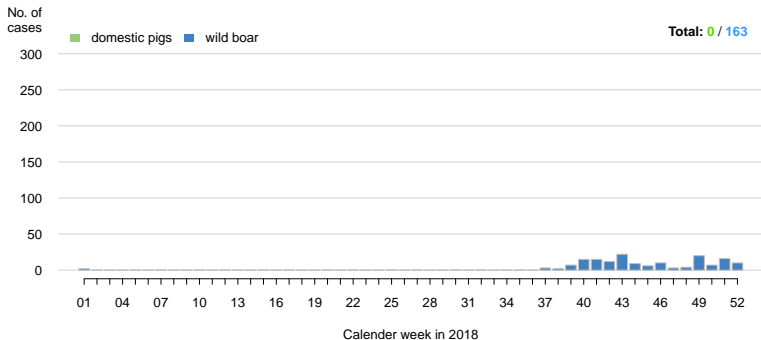
Total cases ADNS

Cases per calendar week: ADNS total
Reporting period: 2018-01-01 – 2018-12-31, as of: 2019-01-16



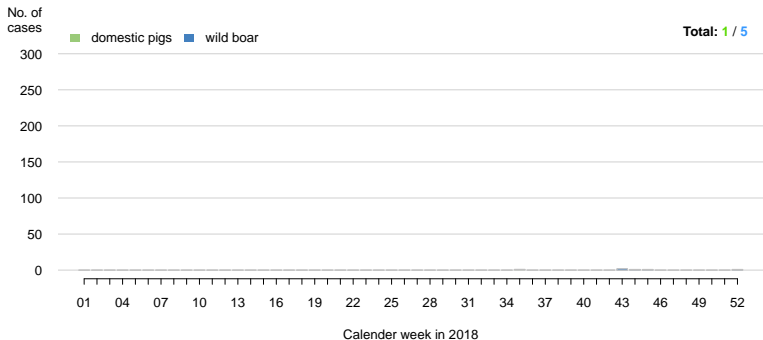
Cases BELGIUM

Cases per calendar week: BELGIUM
Reporting period: 2018-01-01 – 2018-12-31, as of: 2019-01-16



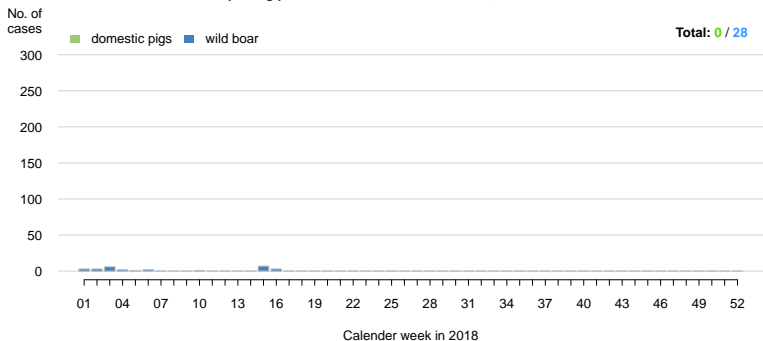
Cases BULGARIA

Cases per calendar week: BULGARIA
Reporting period: 2018-01-01 – 2018-12-31, as of: 2019-01-16



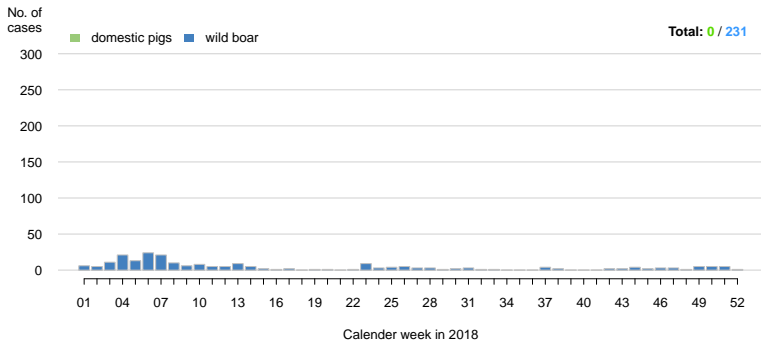
Cases CZECH REPUBLIC

Cases per calendar week: CZECH REPUBLIC
Reporting period: 2018-01-01 – 2018-12-31, as of: 2019-01-16

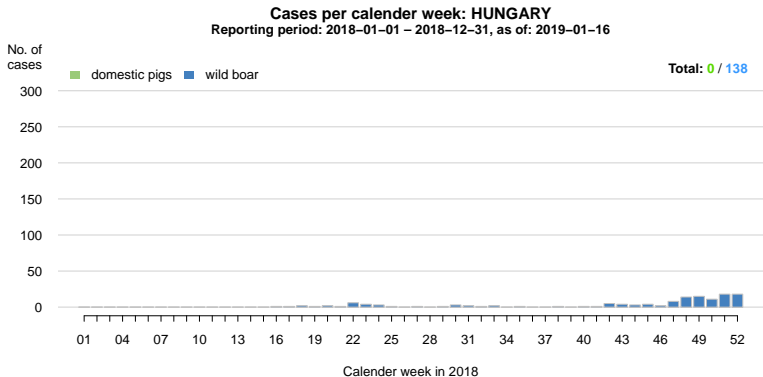


Cases ESTONIA

Cases per calendar week: ESTONIA
Reporting period: 2018-01-01 – 2018-12-31, as of: 2019-01-16

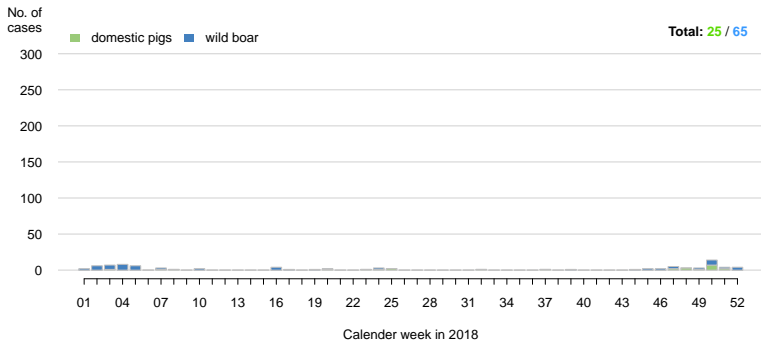


Cases HUNGARY



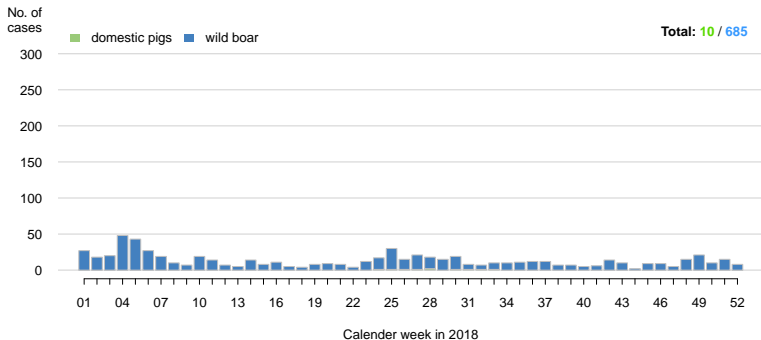
Cases ITALY

Cases per calendar week: ITALY
Reporting period: 2018-01-01 – 2018-12-31, as of: 2019-01-16



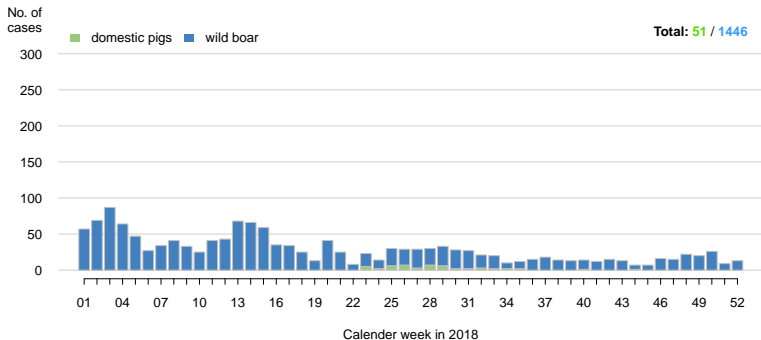
Cases LATVIA

Cases per calendar week: LATVIA
Reporting period: 2018-01-01 – 2018-12-31, as of: 2019-01-16



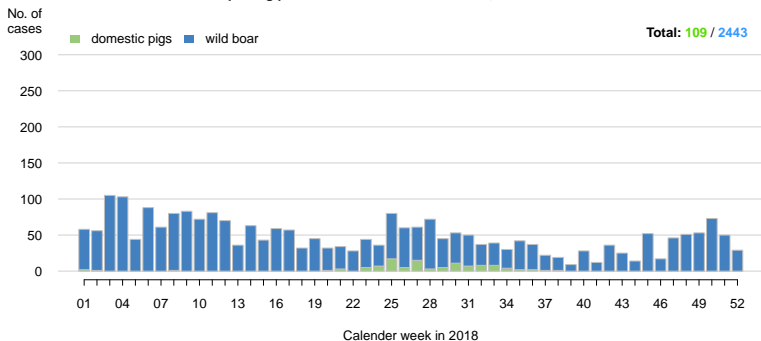
Cases LITHUANIA

Cases per calendar week: LITHUANIA
Reporting period: 2018-01-01 – 2018-12-31, as of: 2019-01-16



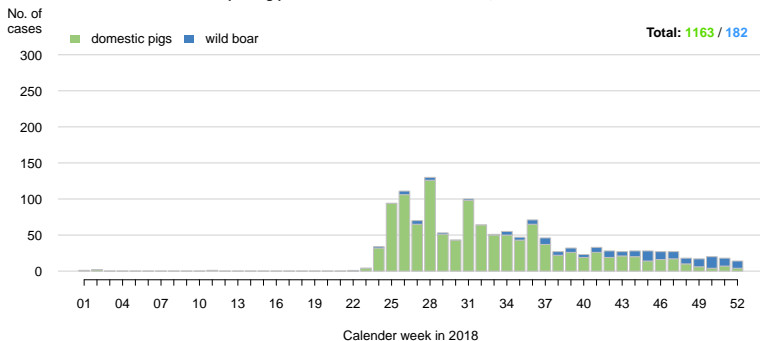
Cases POLAND

Cases per calendar week: POLAND
Reporting period: 2018-01-01 – 2018-12-31, as of: 2019-01-16

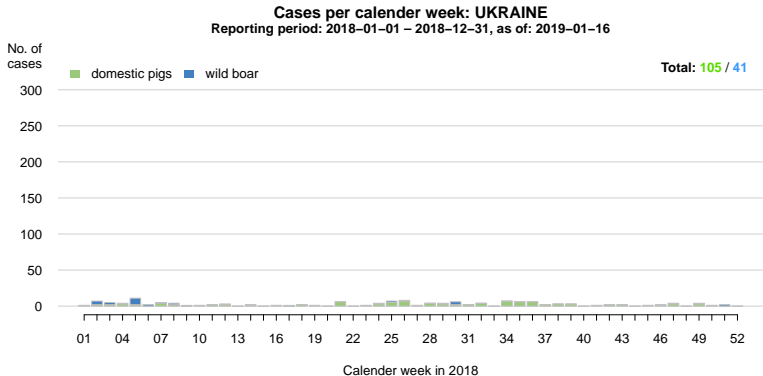


Cases ROMANIA

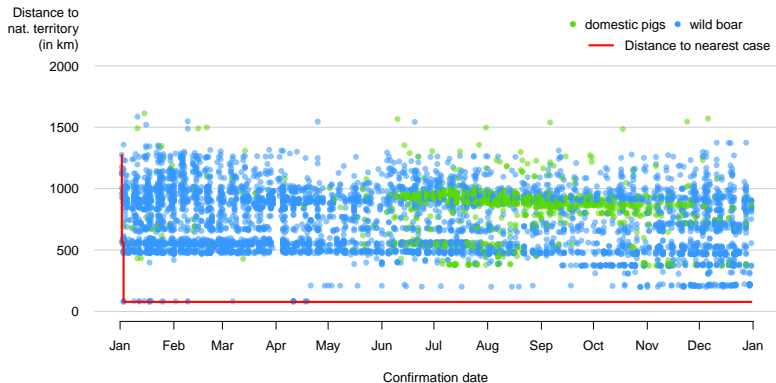
Cases per calendar week: ROMANIA
Reporting period: 2018-01-01 – 2018-12-31, as of: 2019-01-16



Cases UKRAINE



Distance of cases to Austrian border

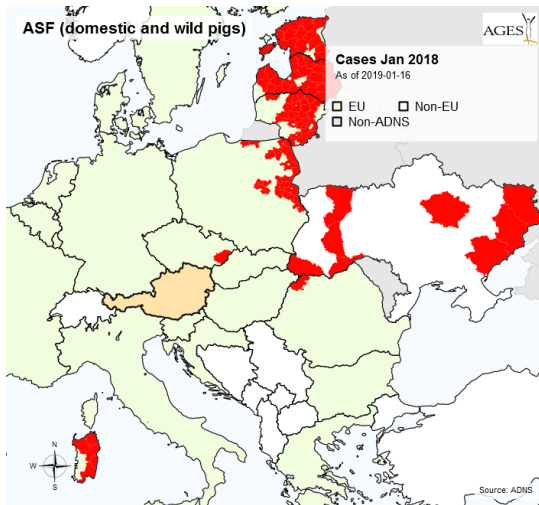


Reporting period: 2018-01-01 – 2018-12-31, data query: 2019-01-16

Cases Jan 2018 (all categories)

ADNS regions with reported cases after 2018-01-01:

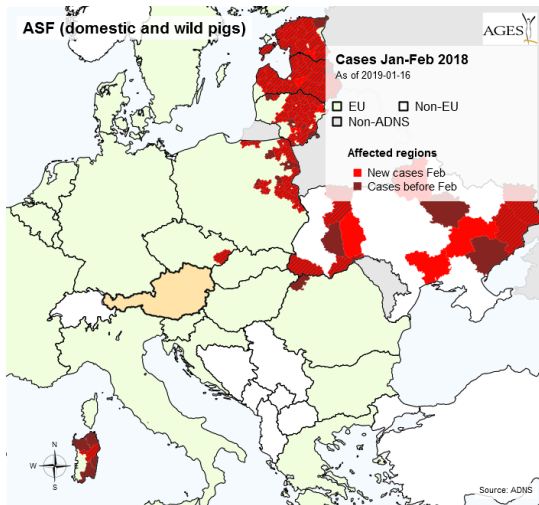
red = regions with cases during the **relevant month**,
brown = regions with prior cases,
hatched = regions with prior cases as well as with cases in the relevant month.



Cases Jan–Feb 2018 (all categories)

ADNS regions with reported cases after 2018-01-01:

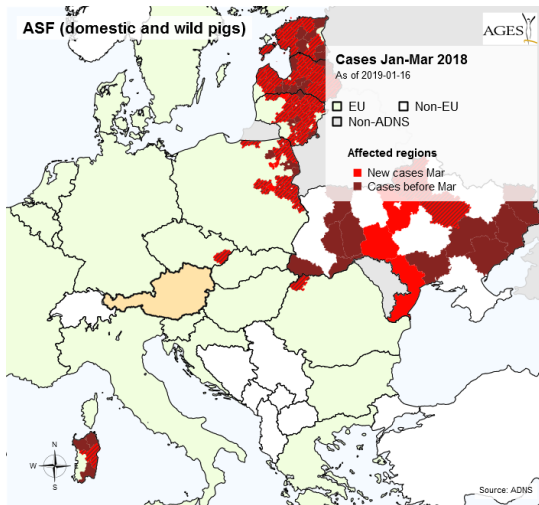
red = regions with cases during the **relevant month**,
brown = regions with prior cases,
hatched = regions with prior cases as well as with cases in the relevant month.



Cases Jan–Mar 2018 (all categories)

ADNS regions with reported cases after 2018-01-01:

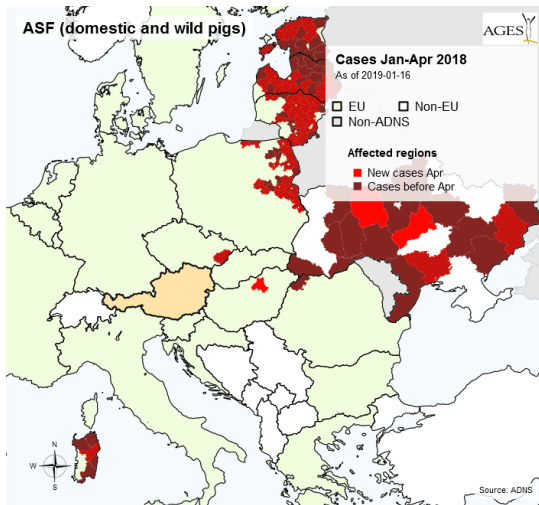
red = regions with cases during the **relevant month**,
brown = regions with prior cases,
hatched = regions with prior cases as well as with cases in the relevant month.



Cases Jan–Apr 2018 (all categories)

ADNS regions with reported cases after 2018-01-01:

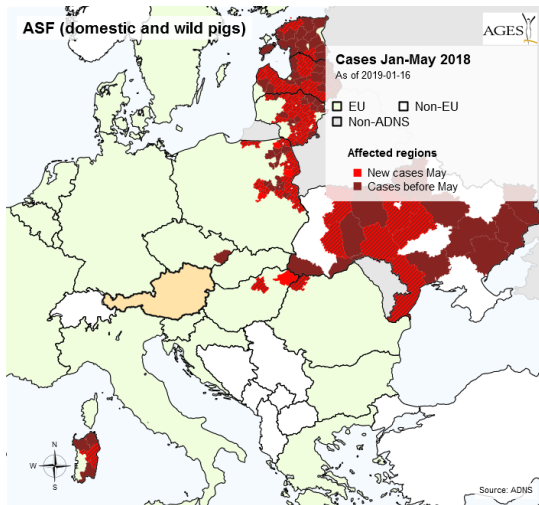
red = regions with cases during the **relevant month**,
brown = regions with prior cases,
hatched = regions with prior cases as well as with cases in the relevant month.



Cases Jan–May 2018 (all categories)

ADNS regions with reported cases after 2018-01-01:

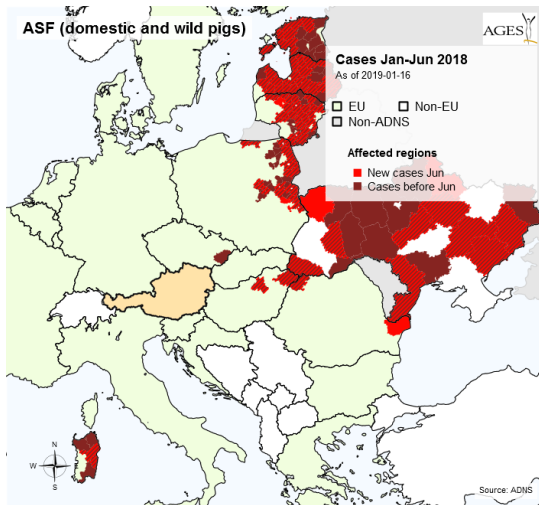
red = regions with cases during the **relevant month**,
brown = regions with prior cases,
hatched = regions with prior cases as well as with cases in the relevant month.



Cases Jan–Jun 2018 (all categories)

ADNS regions with reported cases after 2018-01-01:

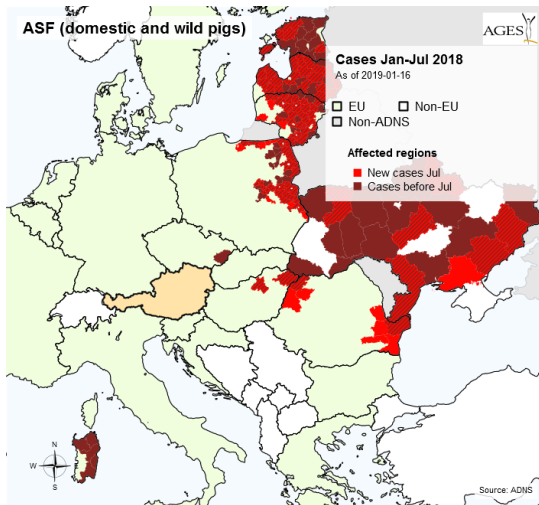
red = regions with cases during the **relevant month**,
brown = regions with prior cases,
hatched = regions with prior cases as well as with cases in the relevant month.



Cases Jan–Jul 2018 (all categories)

ADNS regions with reported cases after 2018-01-01:

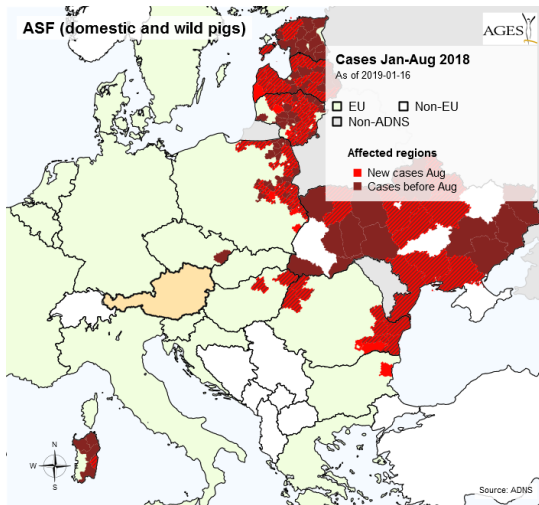
red = regions with cases during the **relevant month**,
brown = regions with prior cases,
hatched = regions with prior cases as well as with cases in the relevant month.



Cases Jan–Aug 2018 (all categories)

ADNS regions with reported cases after 2018-01-01:

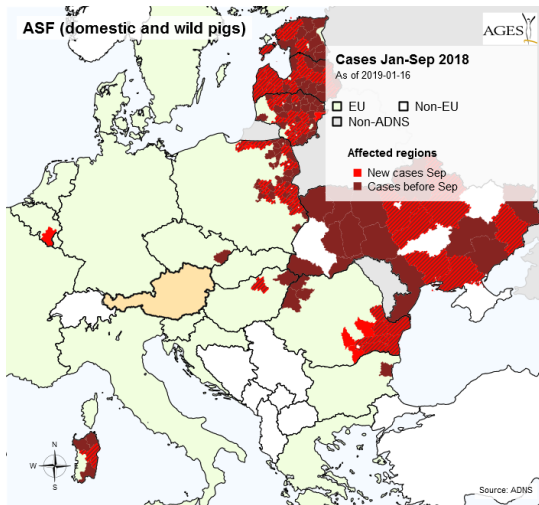
red = regions with cases during the **relevant month**,
brown = regions with prior cases,
hatched = regions with prior cases as well as with cases in the relevant month.



Cases Jan–Sep 2018 (all categories)

ADNS regions with reported cases after 2018-01-01:

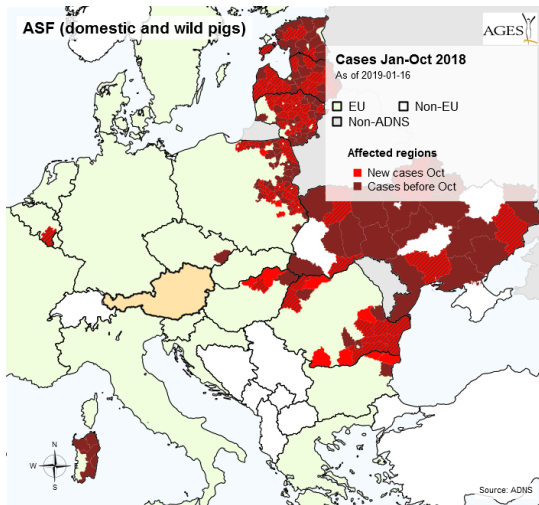
red = regions with cases during the **relevant month**,
brown = regions with prior cases,
hatched = regions with prior cases as well as with cases in the relevant month.



Cases Jan–Oct 2018 (all categories)

ADNS regions with reported cases after 2018-01-01:

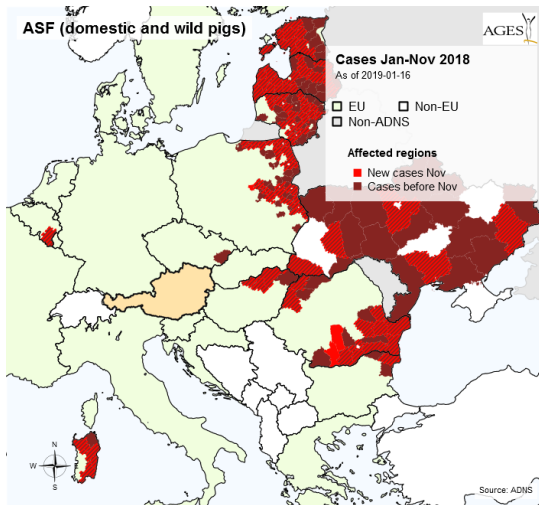
red = regions with cases during the **relevant month**,
brown = regions with prior cases,
hatched = regions with prior cases as well as with cases in the relevant month.



Cases Jan–Nov 2018 (all categories)

ADNS regions with reported cases after 2018-01-01:

red = regions with cases during the **relevant month**,
brown = regions with prior cases,
hatched = regions with prior cases as well as with cases in the relevant month.



Cases Jan–Dec 2018 (all categories)

ADNS regions with reported cases after 2018-01-01:

red = regions with cases during the **relevant month**,
brown = regions with prior cases,
hatched = regions with prior cases as well as with cases in the relevant month.

