

Avian influenza in poultry, wild and captive birds (AI)

Archive of ADNS reports 2018

Reporting period: 2018-01-01 – 2018-12-31

Data query: 2019-01-16

AGES DSR

Parameters

Data source: ADNS reports (unless otherwise specified)

Reporting period: 2018-01-01 – 2018-12-31

Data retrieved on: 2019-01-16 14:22

The dates of the analyses all refer to the confirmation date in the ADNS reports.

Content:

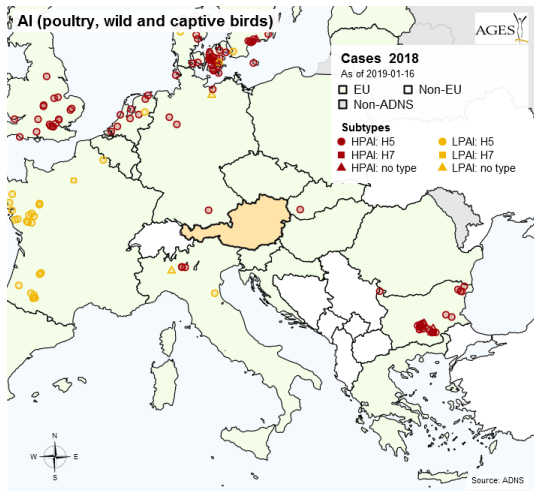
- Map of cases 2018
- Weekly time series
- Distance of cases to Austrian national border
- Monthly spread maps

Contact: statistics@ages.at

Reported Cases 2018

Coordinates of the reported cases 2018:

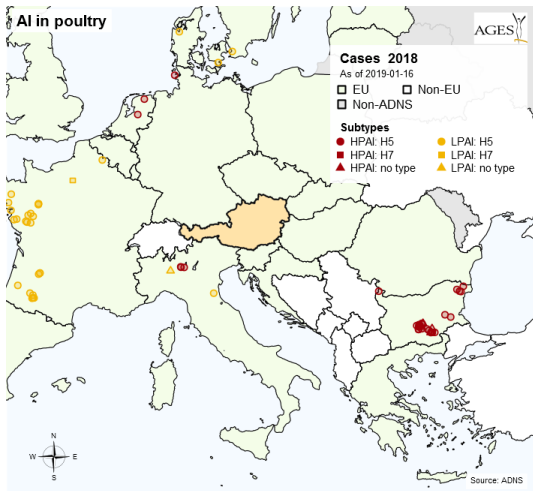
HPAI and LPAI cases in poultry, wild birds and captive birds



Reported Cases 2018

Coordinates of the reported cases 2018:

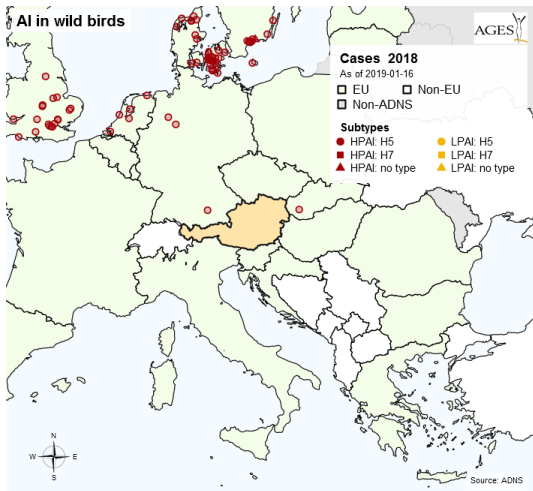
HPAI and LPAI cases in poultry



Reported Cases 2018

Coordinates of the reported cases 2018:

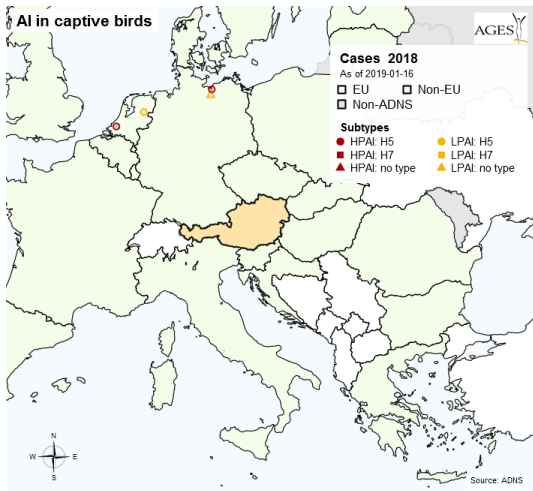
HPAI and LPAL cases in wild birds



Reported Cases 2018

Coordinates of the reported cases 2018:

HPAI and LPAL cases in captive birds



Number of cases per month (poultry)

HPAI cases in poultry:

	Jan	Feb	Mar	Apr	May	Jun	Jul	Aug	Sep	Oct	Nov	Dec	Total
BULGARIA	0	0	1	8	1	1	1	0	1	9	5	1	28
GERMANY	0	0	1	0	0	0	0	0	0	0	0	0	1
ITALY	0	0	3	0	0	0	0	0	0	0	0	0	3
NETHERLANDS	0	1	1	0	0	0	0	0	0	0	0	0	2
Total	0	1	6	8	1	1	1	0	1	9	5	1	34

Reporting period: 2018-01-01 – 2018-12-31, data query: 2019-01-16
Table only comprises countries reporting to the ADNS system

Number of cases per month (poultry)

LPAI cases in poultry:

	Jan	Feb	Mar	Apr	May	Jun	Jul	Aug	Sep	Oct	Nov	Dec	Total
DENMARK	0	0	0	0	1	1	0	0	0	0	0	0	2
FRANCE	1	13	11	1	0	1	0	0	0	0	0	0	27
ITALY	0	1	1	0	0	0	0	0	0	0	0	0	2
SWEDEN	0	0	0	0	1	0	0	0	0	0	0	0	1
Total	1	14	12	1	2	2	0	0	0	0	0	0	32

Reporting period: 2018-01-01 – 2018-12-31, data query: 2019-01-16
Table only comprises countries reporting to the ADNS system

Number of cases per month (wild birds) AGES

HPAI cases in wild birds:

	Jan	Feb	Mar	Apr	May	Jun	Jul	Aug	Sep	Oct	Nov	Dec	Total
DENMARK	0	0	5	22	1	1	1	2	3	0	0	0	35
FINLAND	0	0	1	1	1	0	0	0	0	0	0	0	3
GERMANY	1	0	0	1	1	0	0	0	0	0	0	0	3
IRELAND	0	1	2	0	0	0	0	0	0	0	0	0	3
NETHERLANDS	0	1	3	0	0	0	0	1	0	0	0	0	5
SLOVAKIA	0	0	1	0	0	0	0	0	0	0	0	0	1
SWEDEN	0	1	2	3	3	1	0	0	0	0	0	0	10
UNITED KINGDOM	6	12	2	0	0	1	0	0	0	0	0	0	21
Total	7	15	16	27	6	3	1	3	3	0	0	0	81

Reporting period: 2018-01-01 – 2018-12-31, data query: 2019-01-16
 Table only comprises countries reporting to the ADNS system

Number of cases per month (captive birds)

HPAI cases captive birds:

	Jan	Feb	Mar	Apr	May	Jun	Jul	Aug	Sep	Oct	Nov	Dec	Total
GERMANY	0	0	0	0	0	0	0	0	1	0	0	0	1
NETHERLANDS	1	0	0	0	0	0	0	0	0	0	0	0	1
SWEDEN	0	0	1	0	0	0	0	0	0	0	0	0	1
Total	1	0	1	0	0	0	0	0	1	0	0	0	3

Reporting period: 2018-01-01 – 2018-12-31, data query: 2019-01-16
Table only comprises countries reporting to the ADNS system

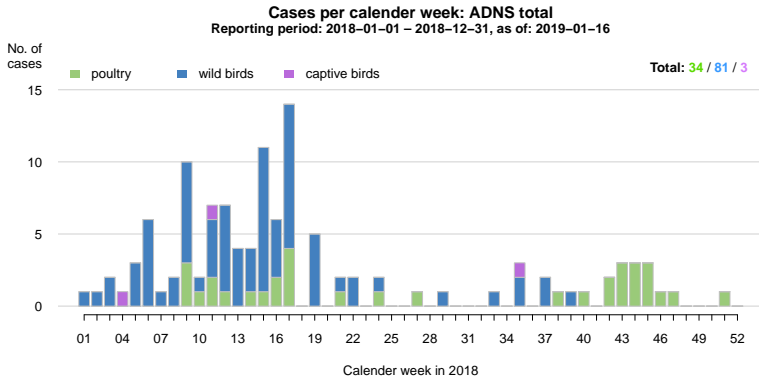
Number of cases per month (captive birds)

LPAI cases captive birds:

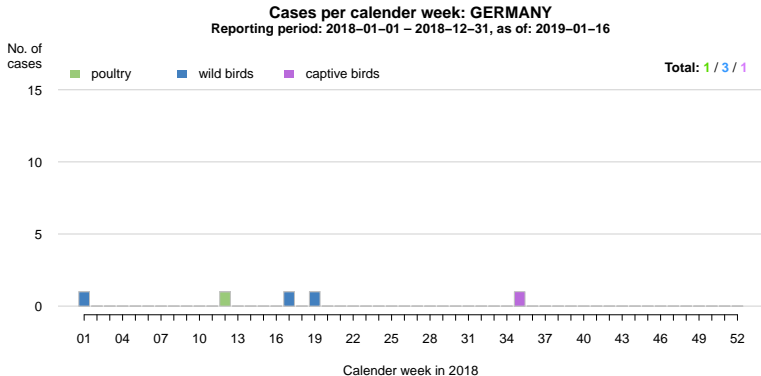
	Jan	Feb	Mar	Apr	May	Jun	Jul	Aug	Sep	Oct	Nov	Dec	Total
GERMANY	0	1	0	0	0	0	0	0	0	0	0	0	1
NETHERLANDS	0	0	0	0	0	0	0	0	0	0	0	1	1
Total	0	1	0	0	0	0	0	0	0	0	0	1	2

Reporting period: 2018-01-01 – 2018-12-31, data query: 2019-01-16
Table only comprises countries reporting to the ADNS system

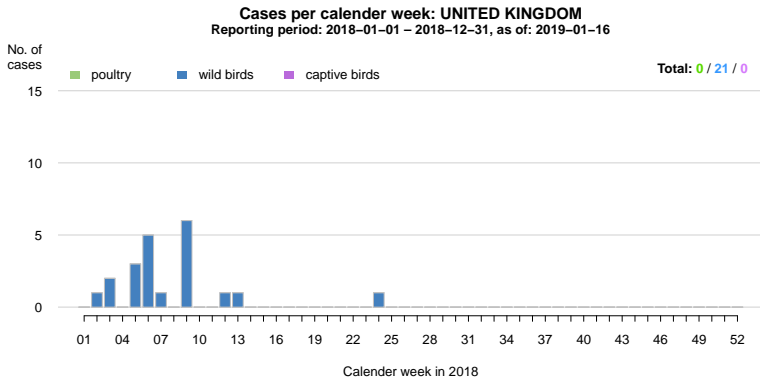
Total HPAI cases ADNS



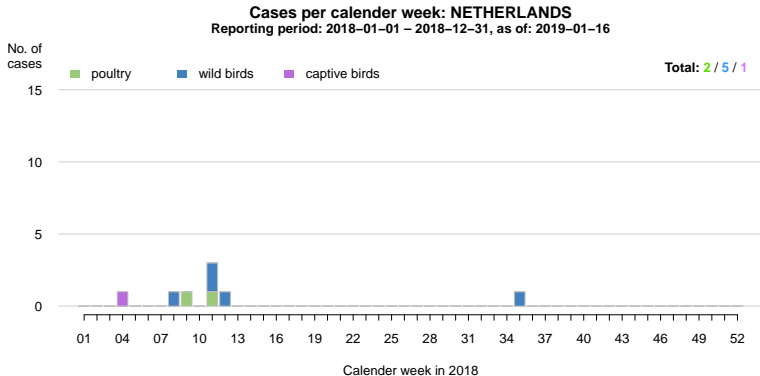
HPAI cases GERMANY



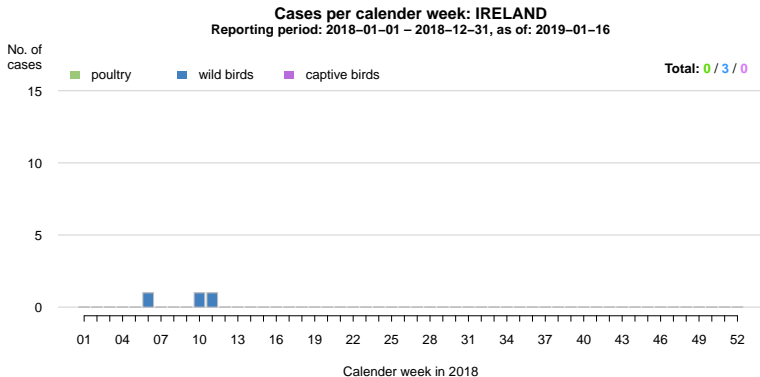
HPAI cases UNITED KINGDOM



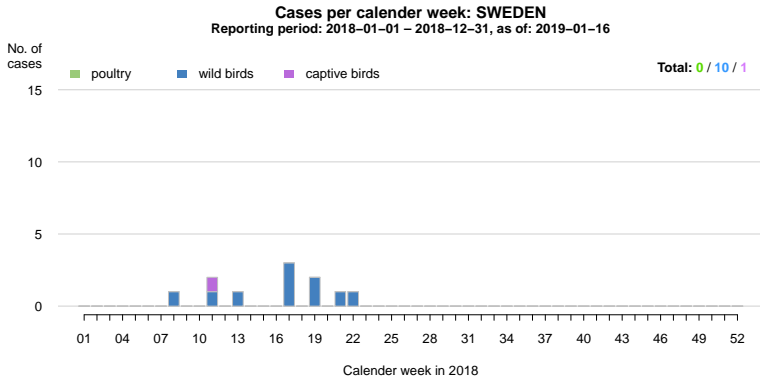
HPAI cases NETHERLANDS



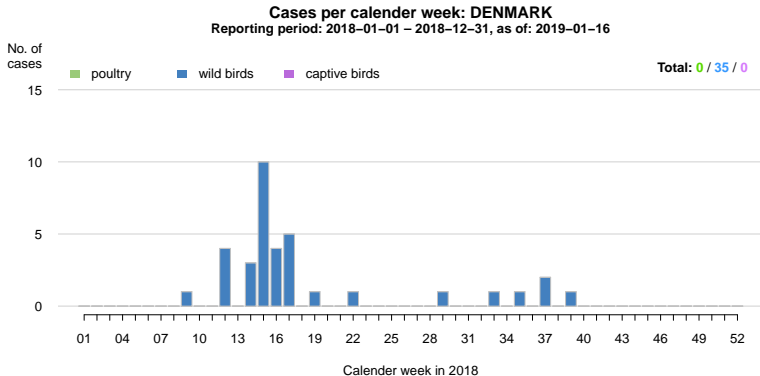
HPAI cases IRELAND



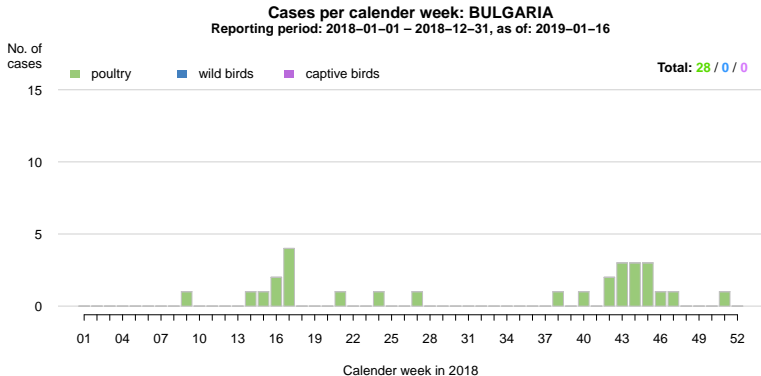
HPAI cases SWEDEN



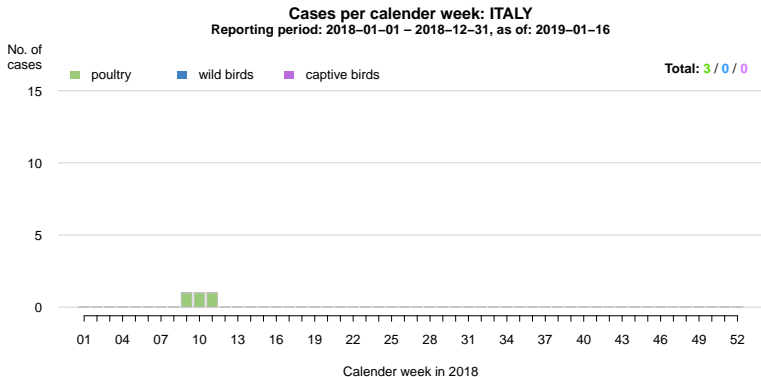
HPAI cases DENMARK



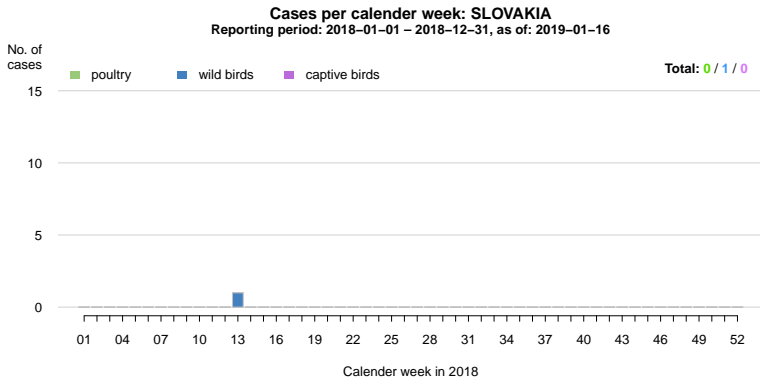
HPAI cases BULGARIA



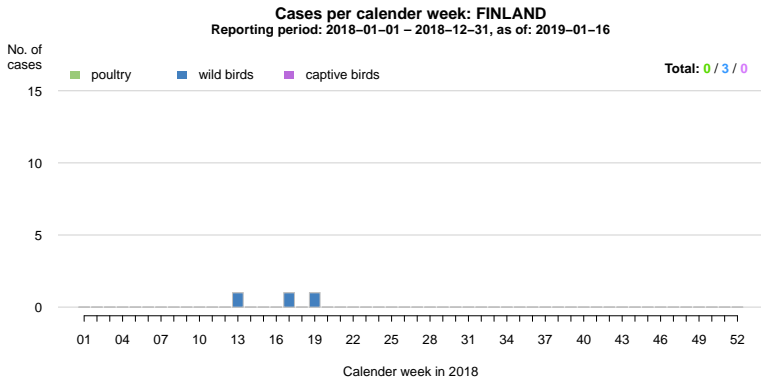
HPAI cases ITALY



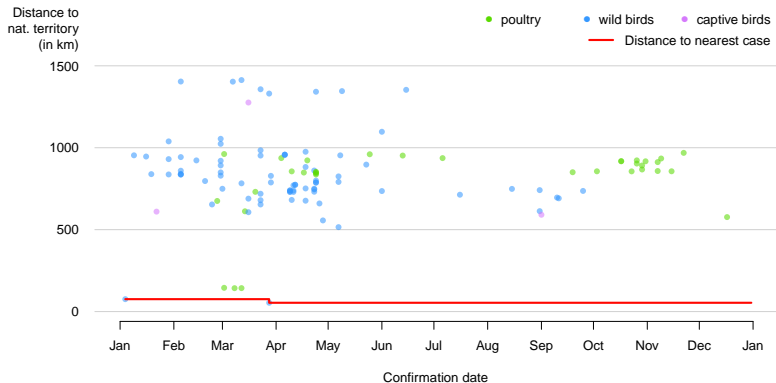
HPAI cases SLOVAKIA



HPAI cases FINLAND

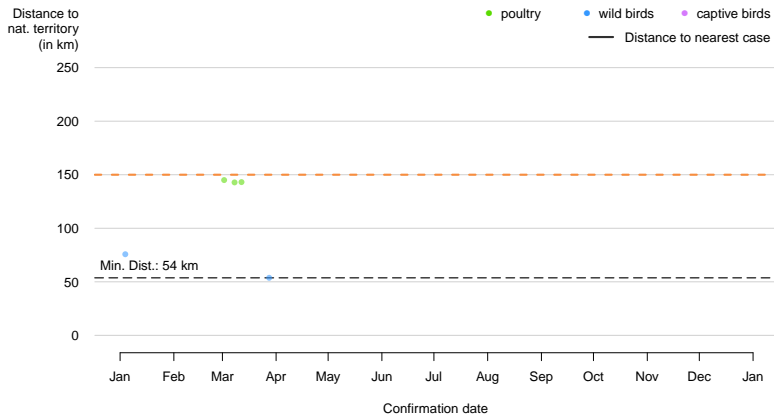


Distance of HPAI cases to Austrian border



Reporting period: 2018-01-01 – 2018-12-31, data query: 2019-01-16

Distance of HPAI cases to Austrian border (detail view)

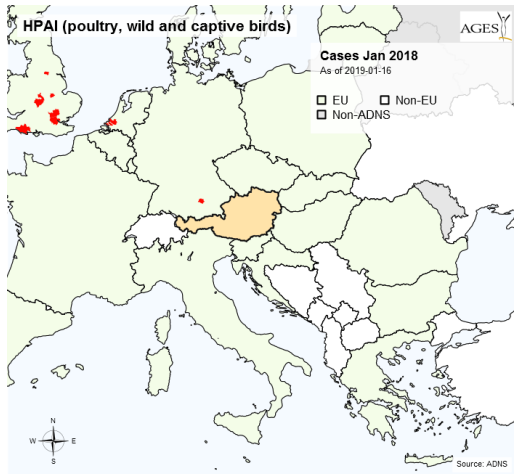


Reporting period: 2018-01-01 – 2018-12-31, data query: 2019-01-16

HPAI cases Jan 2018 (all cat.)

ADNS regions with reported cases after 2018-01-01:

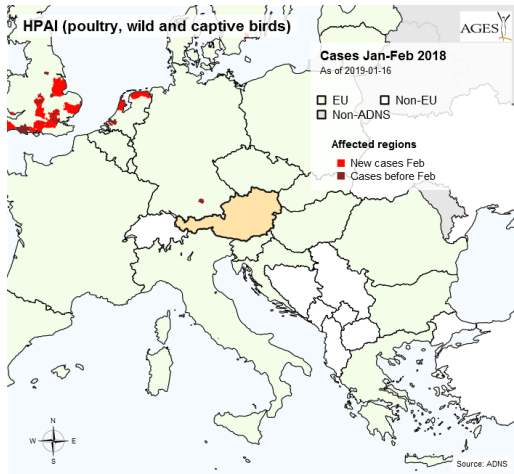
red = regions with cases during the **relevant month**,
brown = regions with prior cases,
hatched = regions with prior cases as well as with cases in the relevant month.



HPAI cases Jan–Feb 2018 (all cat.)

ADNS regions with reported cases after 2018-01-01:

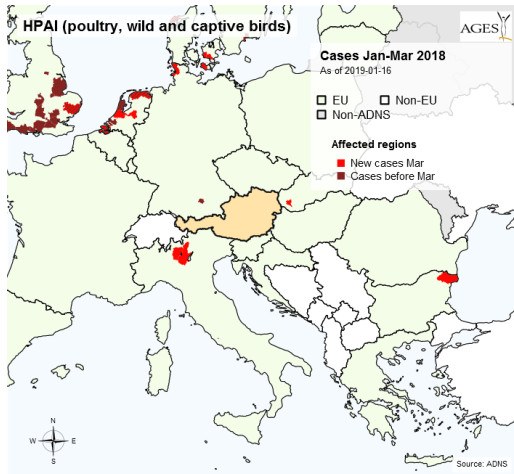
red = regions with cases during the **relevant month**,
brown = regions with prior cases,
hatched = regions with prior cases as well as with cases in the relevant month.



HPAI cases Jan–Mar 2018 (all cat.)

ADNS regions with reported cases after 2018-01-01:

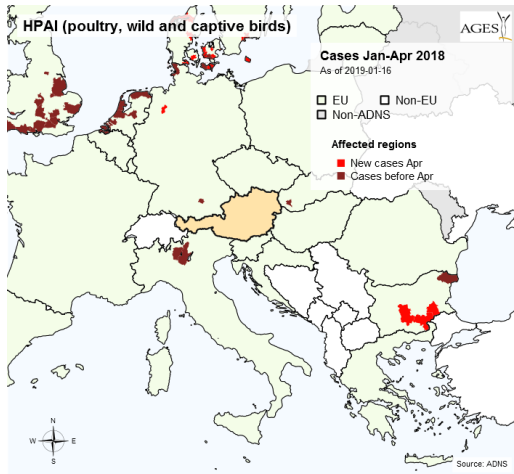
red = regions with cases during the **relevant month**,
brown = regions with prior cases,
hatched = regions with prior cases as well as with cases in the relevant month.



HPAI cases Jan–Apr 2018 (all cat.)

ADNS regions with reported cases after 2018-01-01:

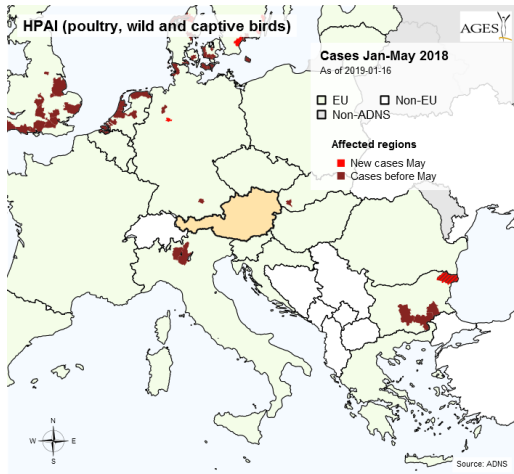
red = regions with cases during the **relevant month**,
brown = regions with prior cases,
hatched = regions with prior cases as well as with cases in the relevant month.



HPAI cases Jan–May 2018 (all cat.)

ADNS regions with reported cases after 2018-01-01:

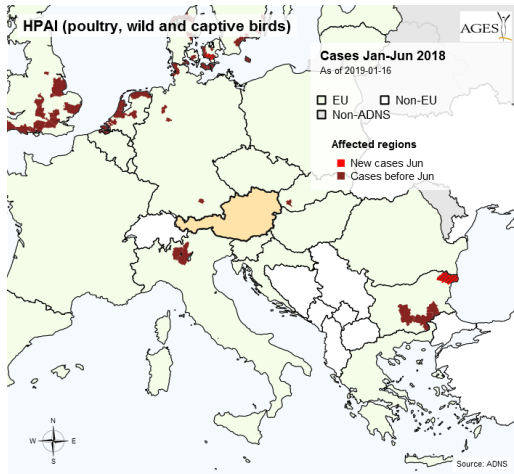
red = regions with cases during the **relevant month**,
brown = regions with prior cases,
hatched = regions with prior cases as well as with cases in the relevant month.



HPAI cases Jan–Jun 2018 (all cat.)

ADNS regions with reported cases after 2018-01-01:

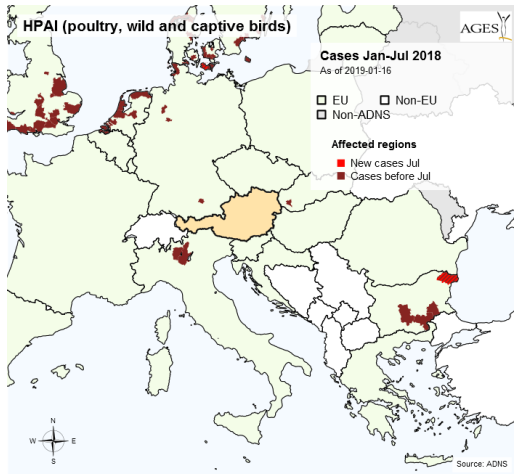
red = regions with cases during the **relevant month**,
brown = regions with prior cases,
hatched = regions with prior cases as well as with cases in the relevant month.



HPAI cases Jan–Jul 2018 (all cat.)

ADNS regions with reported cases after 2018-01-01:

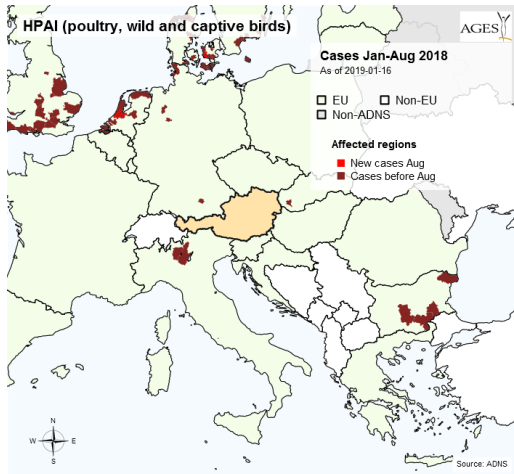
red = regions with cases during the **relevant month**,
brown = regions with prior cases,
hatched = regions with prior cases as well as with cases in the relevant month.



HPAI cases Jan–Aug 2018 (all cat.)

ADNS regions with reported cases after 2018-01-01:

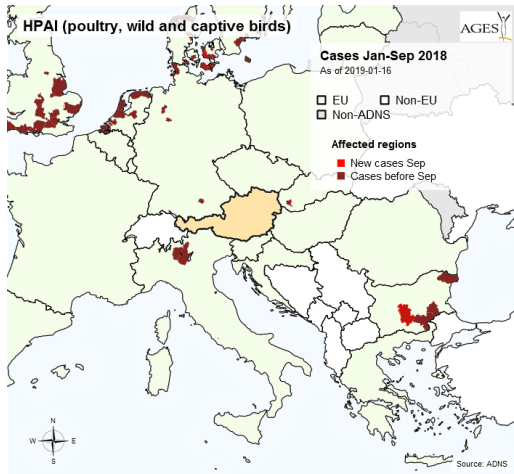
red = regions with cases during the **relevant month**,
brown = regions with prior cases,
hatched = regions with prior cases as well as with cases in the relevant month.



HPAI cases Jan–Sep 2018 (all cat.)

ADNS regions with reported cases after 2018-01-01:

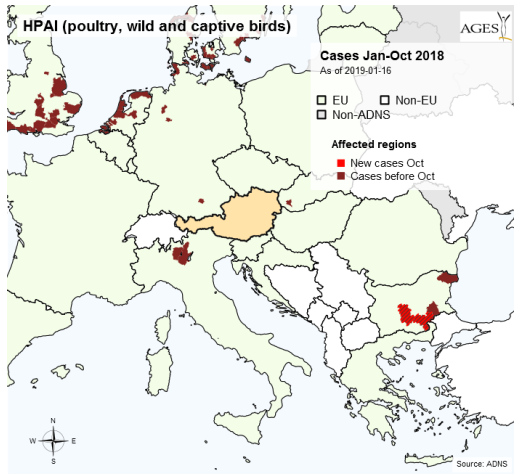
red = regions with cases during the **relevant month**,
brown = regions with prior cases,
hatched = regions with prior cases as well as with cases in the relevant month.



HPAI cases Jan–Oct 2018 (all cat.)

ADNS regions with reported cases after 2018-01-01:

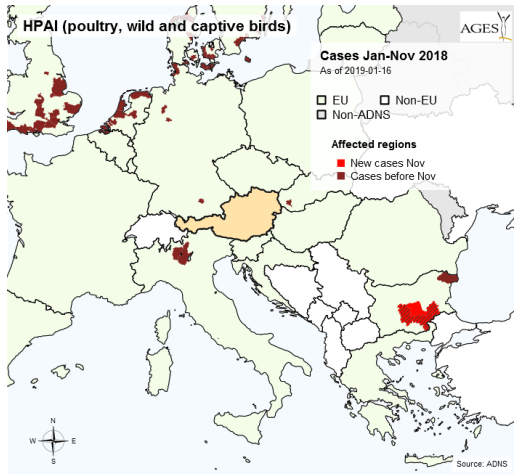
red = regions with cases during the **relevant month**,
brown = regions with prior cases,
hatched = regions with prior cases as well as with cases in the relevant month.



HPAI cases Jan–Nov 2018 (all cat.)

ADNS regions with reported cases after 2018-01-01:

red = regions with cases during the **relevant month**,
brown = regions with prior cases,
hatched = regions with prior cases as well as with cases in the relevant month.



HPAI cases Jan–Dec 2018 (all cat.)

ADNS regions with reported cases after 2018-01-01:

red = regions with cases during the **relevant month**,
brown = regions with prior cases,
hatched = regions with prior cases as well as with cases in the relevant month.

