

Lumpy Skin Disease (LSD)

Archive of ADNS reports 2019

Reporting period: 2019-01-01 – 2019-12-31

Data query: 2020-01-16

AGES DSR

Parameters

Data source: ADNS reports (unless otherwise specified)

Reporting period: 2019-01-01 – 2019-12-31

Data retrieved on: 2020-01-16 10:56

The dates of the analyses all refer to the confirmation date in the ADNS reports.

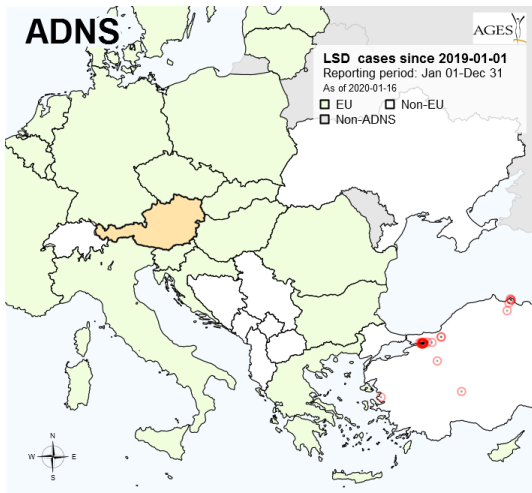
Content:

- Map of cases 2019
- Weekly time series
- Distance of cases to Austrian national border
- Monthly spread maps

Contact: statistics@ages.at

Reported Cases 2019

Coordinates of the reported cases 2019:



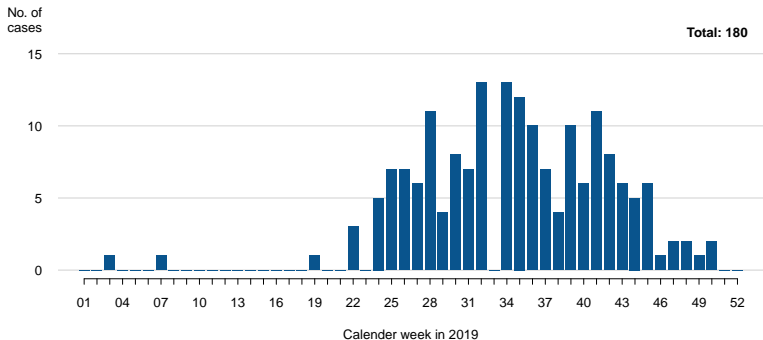
Number of cases per month

	Jan	Feb	Mar	Apr	May	Jun	Jul	Aug	Sep	Oct	Nov	Dec	Total
TURKEY	1	1	0	0	4	19	33	41	32	33	13	3	180
Total	1	1	0	0	4	19	33	41	32	33	13	3	180

Reporting period: 2019-01-01 – 2019-12-31, data query: 2020-01-16
Table only comprises countries reporting to the ADNS system

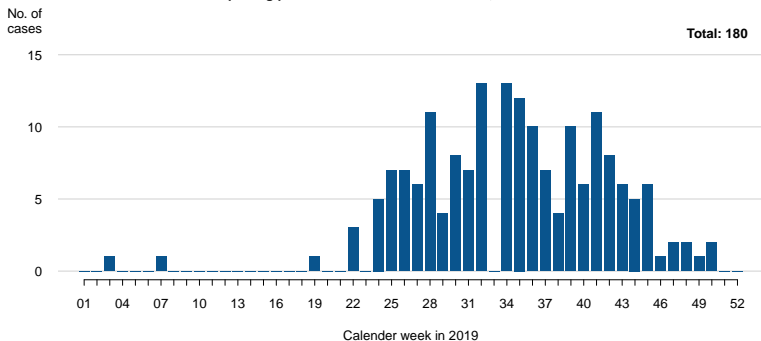
Total cases ADNS

Cases per calendar week: ADNS total
Reporting period: 2019-01-01 – 2019-12-31, as of: 2020-01-16

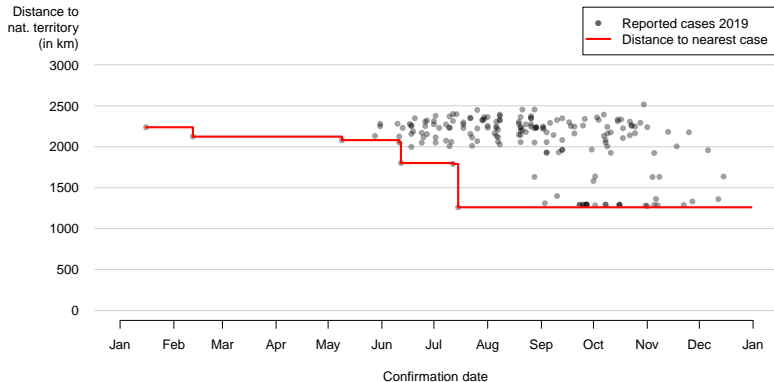


Cases TURKEY

Cases per calendar week: TURKEY
Reporting period: 2019-01-01 – 2019-12-31, as of: 2020-01-16



Distance of cases to Austrian border

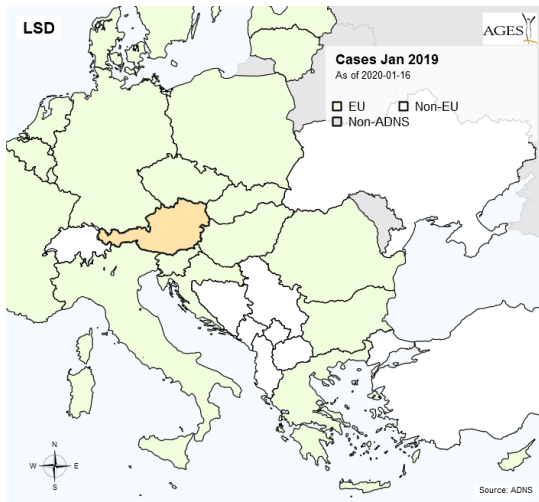


Reporting period: 2019-01-01 – 2019-12-31, data query: 2020-01-16

Cases Jan 2019

ADNS regions with reported cases after 2019-01-01:

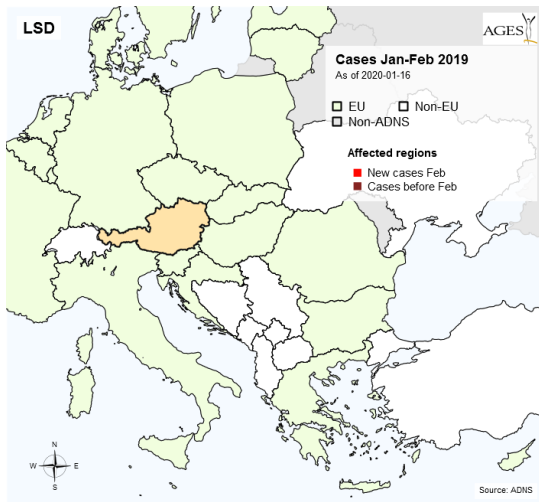
red = regions with cases during the **relevant month**,
brown = regions with prior cases,
hatched = regions with prior cases as well as with cases in the relevant month.



Cases Jan–Feb 2019

ADNS regions with reported cases after 2019-01-01:

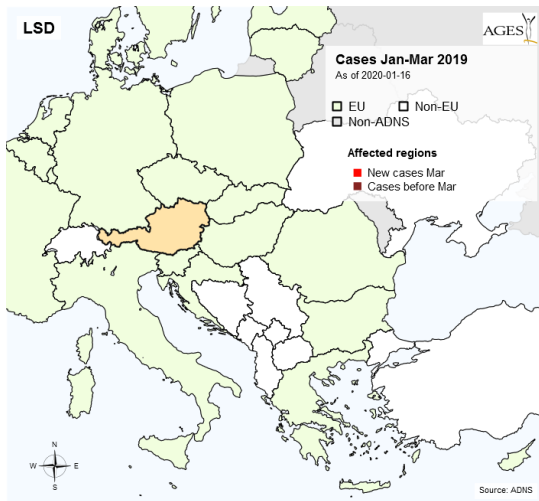
red = regions with cases during the **relevant month**,
brown = regions with prior cases,
hatched = regions with prior cases as well as with cases in the relevant month.



Cases Jan–Mar 2019

ADNS regions with reported cases after 2019-01-01:

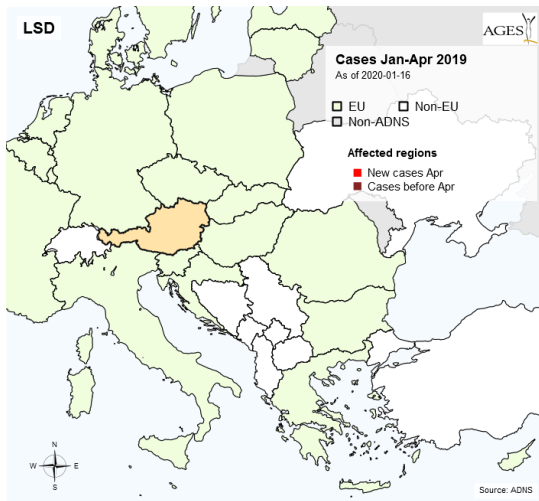
red = regions with cases during the **relevant month**,
brown = regions with prior cases,
hatched = regions with prior cases as well as with cases in the relevant month.



Cases Jan–Apr 2019

ADNS regions with reported cases after 2019-01-01:

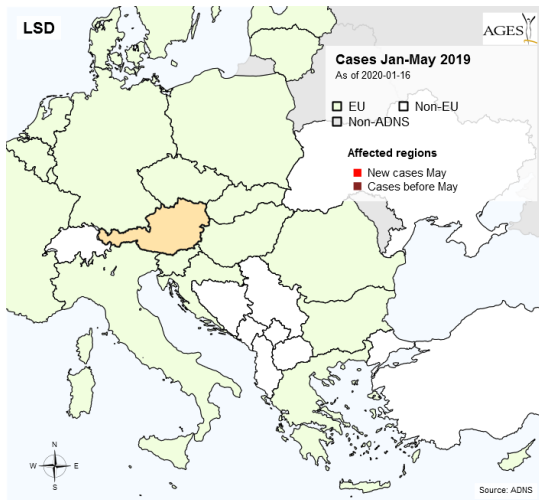
red = regions with cases during the **relevant month**,
brown = regions with prior cases,
hatched = regions with prior cases as well as with cases in the relevant month.



Cases Jan–May 2019

ADNS regions with reported cases after 2019-01-01:

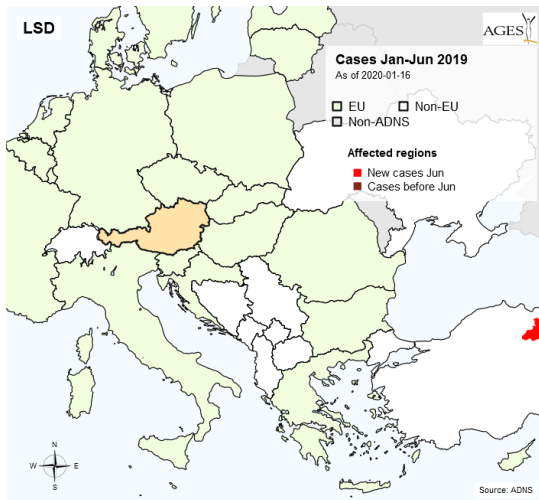
red = regions with cases during the **relevant month**,
brown = regions with prior cases,
hatched = regions with prior cases as well as with cases in the relevant month.



Cases Jan–Jun 2019

ADNS regions with reported cases after 2019-01-01:

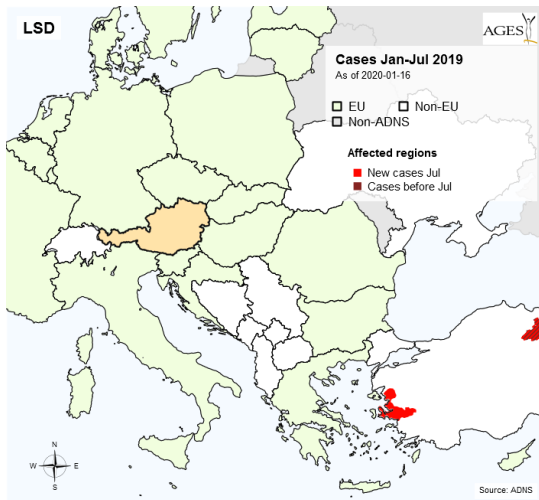
red = regions with cases during the **relevant month**,
brown = regions with prior cases,
hatched = regions with prior cases as well as with cases in the relevant month.



Cases Jan–Jul 2019

ADNS regions with reported cases after 2019-01-01:

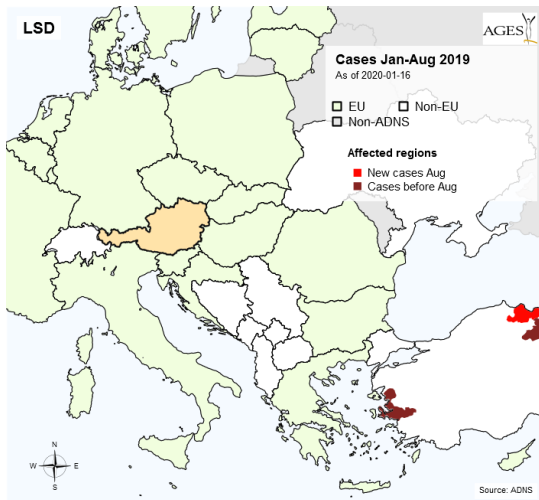
red = regions with cases during the **relevant month**,
brown = regions with prior cases,
hatched = regions with prior cases as well as with cases in the relevant month.



Cases Jan–Aug 2019

ADNS regions with reported cases after 2019-01-01:

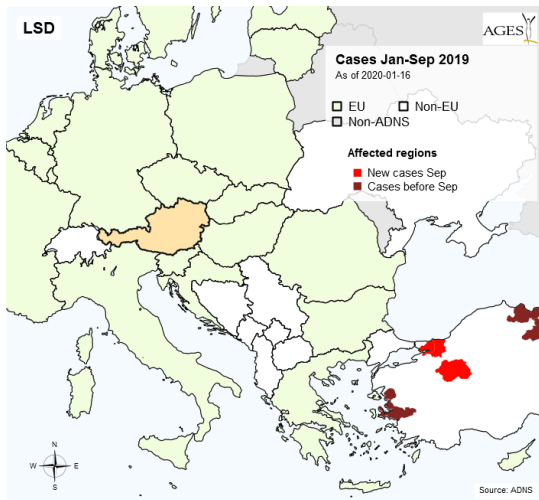
red = regions with cases during the **relevant month**,
brown = regions with prior cases,
hatched = regions with prior cases as well as with cases in the relevant month.



Cases Jan–Sep 2019

ADNS regions with reported cases after 2019-01-01:

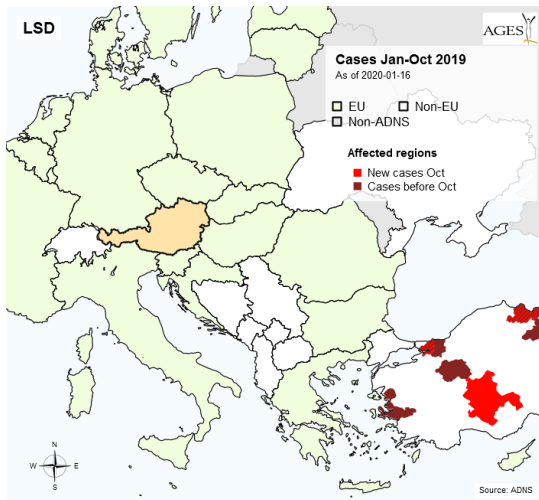
red = regions with cases during the **relevant month**,
brown = regions with prior cases,
hatched = regions with prior cases as well as with cases in the relevant month.



Cases Jan–Oct 2019

ADNS regions with reported cases after 2019-01-01:

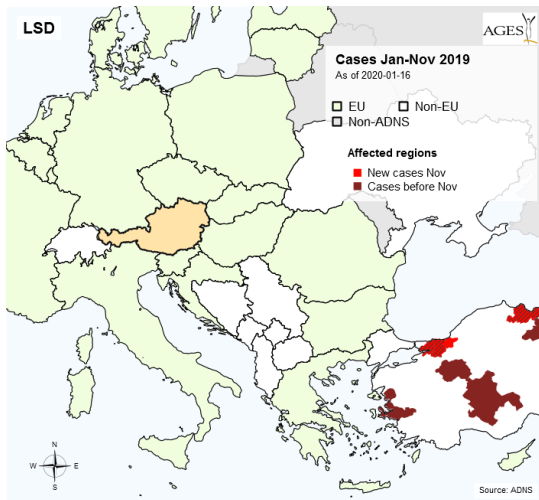
red = regions with cases during the **relevant month**,
brown = regions with prior cases,
hatched = regions with prior cases as well as with cases in the relevant month.



Cases Jan–Nov 2019

ADNS regions with reported cases after 2019-01-01:

red = regions with cases during the **relevant month**,
brown = regions with prior cases,
hatched = regions with prior cases as well as with cases in the relevant month.



Cases Jan–Dec 2019

ADNS regions with reported cases after 2019-01-01:

red = regions with cases during the **relevant month**,
brown = regions with prior cases,
hatched = regions with prior cases as well as with cases in the relevant month.

