

# Lumpy Skin Disease (LSD)

Archive of ADNS reports 2018

Reporting period: 2018-01-01 – 2018-12-31

Data query: 2019-01-16

AGES DSR

## Parameters

**Data source:** ADNS reports (unless otherwise specified)

**Reporting period:** 2018-01-01 – 2018-12-31

**Data retrieved on:** 2019-01-16 14:30

The dates of the analyses all refer to the confirmation date in the ADNS reports.

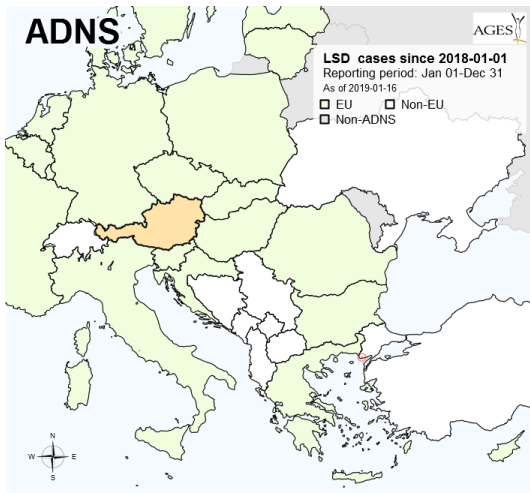
## Content:

- Map of cases 2018
- Weekly time series
- Distance of cases to Austrian national border
- Monthly spread maps

**Contact:** [statistics@ages.at](mailto:statistics@ages.at)

# Reported Cases 2018

Coordinates of the reported cases 2018:

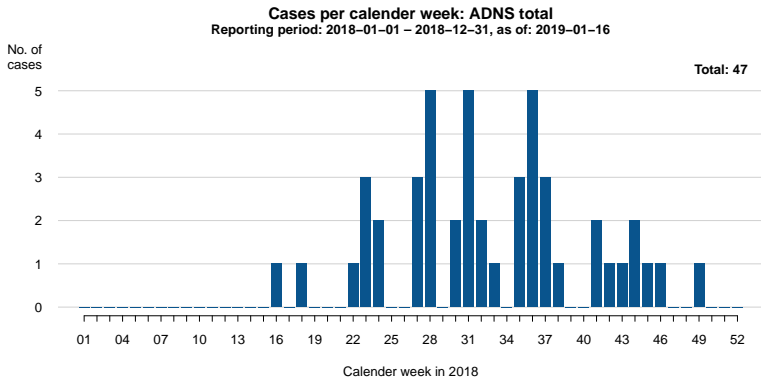


# Number of cases per month

	Jan	Feb	Mar	Apr	May	Jun	Jul	Aug	Sep	Oct	Nov	Dec	<b>Total</b>
TURKEY	0	0	0	2	0	6	10	11	9	4	4	1	<b>47</b>
<b>Total</b>	<b>0</b>	<b>0</b>	<b>0</b>	<b>2</b>	<b>0</b>	<b>6</b>	<b>10</b>	<b>11</b>	<b>9</b>	<b>4</b>	<b>4</b>	<b>1</b>	<b>47</b>

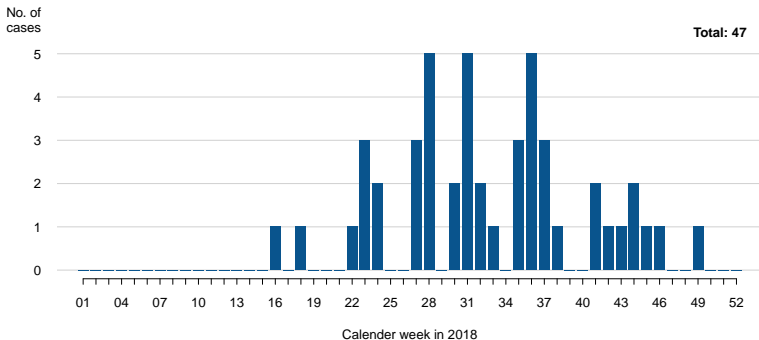
Reporting period: 2018-01-01 – 2018-12-31, data query: 2019-01-16  
Table only comprises countries reporting to the ADNS system

# Total cases ADNS

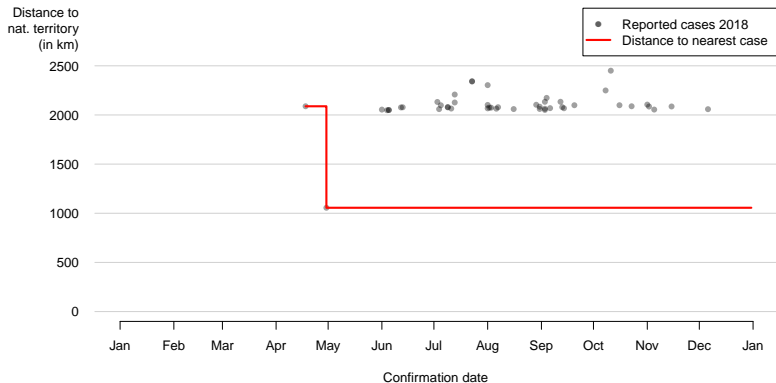


# Cases TURKEY

**Cases per calendar week: TURKEY**  
Reporting period: 2018-01-01 – 2018-12-31, as of: 2019-01-16



# Distance of cases to Austrian border

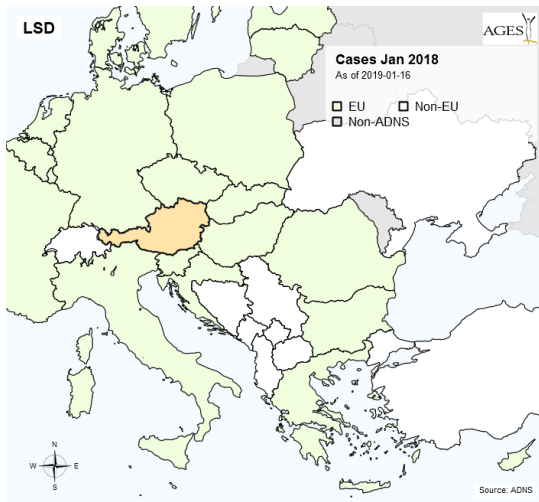


Reporting period: 2018-01-01 – 2018-12-31, data query: 2019-01-16

# Cases Jan 2018

## ADNS regions with reported cases after 2018-01-01:

red = regions with cases during the **relevant month**,  
brown = regions with prior cases,  
hatched = regions with prior cases as well as with cases in the relevant month.

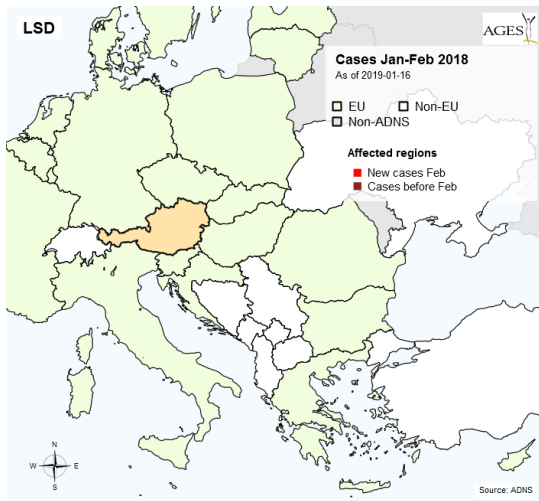




# Cases Jan–Feb 2018

## ADNS regions with reported cases after 2018-01-01:

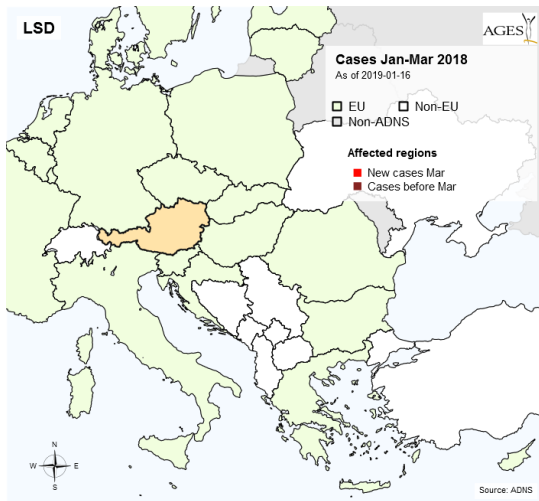
red = regions with cases during the **relevant month**,  
brown = regions with prior cases,  
hatched = regions with prior cases as well as with cases in the relevant month.



# Cases Jan–Mar 2018

## ADNS regions with reported cases after 2018-01-01:

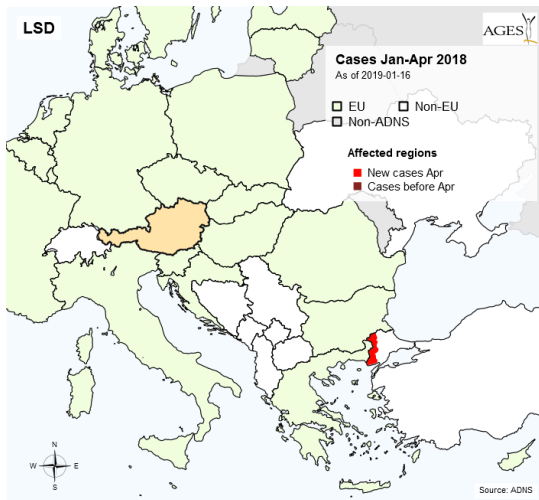
red = regions with cases during the **relevant month**,  
brown = regions with prior cases,  
hatched = regions with prior cases as well as with cases in the relevant month.



# Cases Jan–Apr 2018

## ADNS regions with reported cases after 2018-01-01:

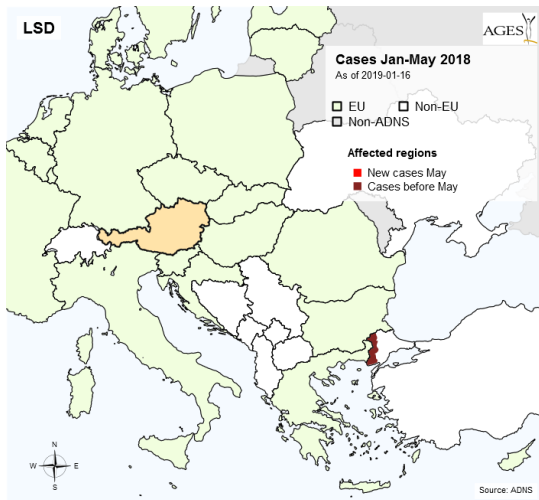
red = regions with cases during the **relevant month**,  
brown = regions with prior cases,  
hatched = regions with prior cases as well as with cases in the relevant month.



# Cases Jan–May 2018

## ADNS regions with reported cases after 2018-01-01:

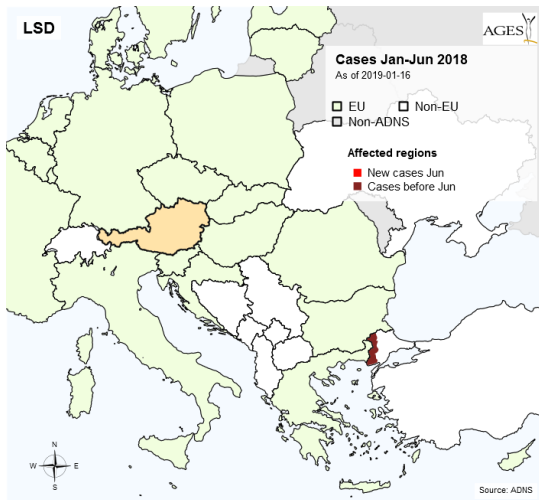
red = regions with cases during the **relevant month**,  
brown = regions with prior cases,  
hatched = regions with prior cases as well as with cases in the relevant month.



# Cases Jan–Jun 2018

## ADNS regions with reported cases after 2018-01-01:

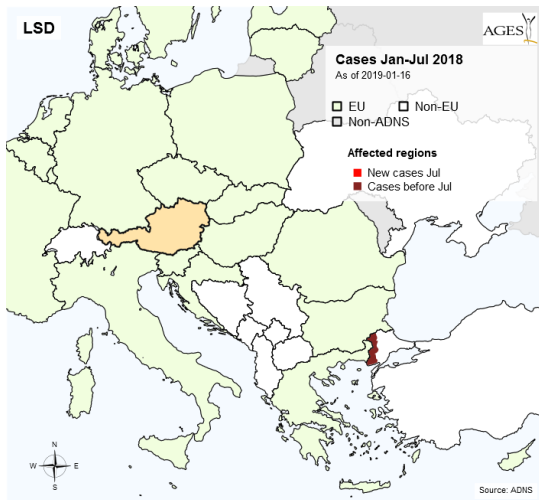
red = regions with cases during the **relevant month**,  
brown = regions with prior cases,  
hatched = regions with prior cases as well as with cases in the relevant month.



# Cases Jan–Jul 2018

## ADNS regions with reported cases after 2018-01-01:

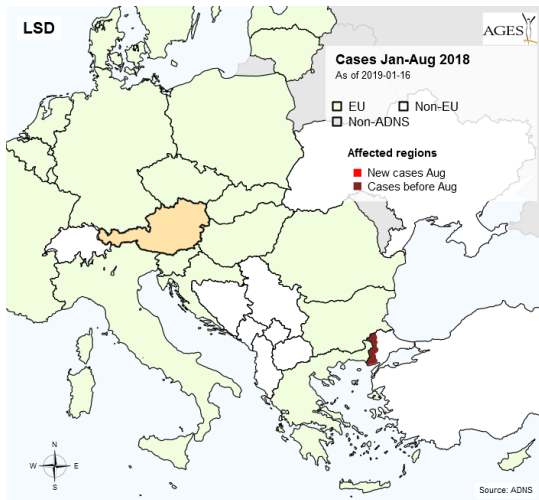
red = regions with cases during the **relevant month**,  
brown = regions with prior cases,  
hatched = regions with prior cases as well as with cases in the relevant month.



# Cases Jan–Aug 2018

## ADNS regions with reported cases after 2018-01-01:

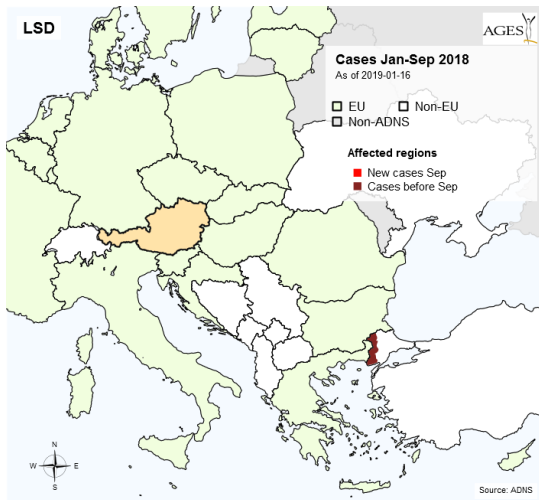
red = regions with cases during the **relevant month**,  
brown = regions with prior cases,  
hatched = regions with prior cases as well as with cases in the relevant month.



# Cases Jan–Sep 2018

## ADNS regions with reported cases after 2018-01-01:

red = regions with cases during the **relevant month**,  
brown = regions with prior cases,  
hatched = regions with prior cases as well as with cases in the relevant month.

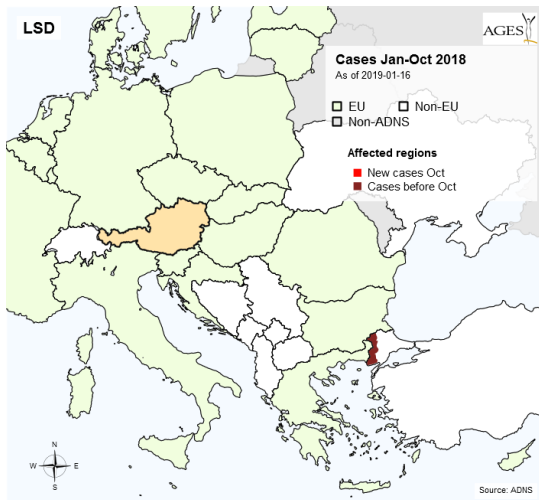




# Cases Jan–Oct 2018

## ADNS regions with reported cases after 2018-01-01:

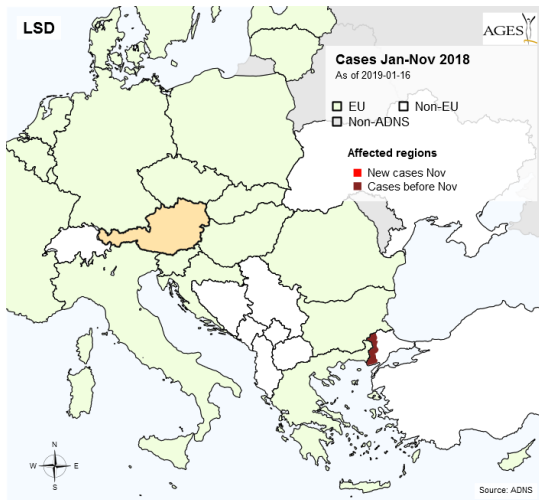
red = regions with cases during the **relevant month**,  
brown = regions with prior cases,  
hatched = regions with prior cases as well as with cases in the relevant month.



# Cases Jan–Nov 2018

## ADNS regions with reported cases after 2018-01-01:

red = regions with cases during the **relevant month**,  
brown = regions with prior cases,  
hatched = regions with prior cases as well as with cases in the relevant month.



# Cases Jan–Dec 2018

## ADNS regions with reported cases after 2018-01-01:

red = regions with cases during the **relevant month**,  
brown = regions with prior cases,  
hatched = regions with prior cases as well as with cases in the relevant month.

