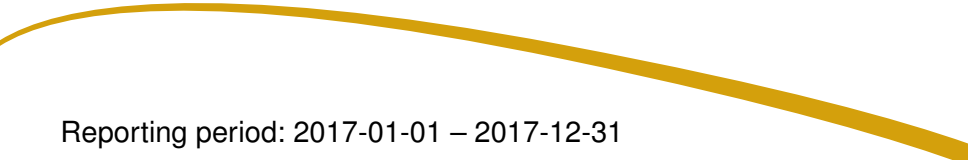


Bluetongue Disease (BT)

Archive of ADNS reports 2017



Reporting period: 2017-01-01 – 2017-12-31

Data query: 2018-01-08

AGES DSR

Parameters

Data source: ADNS reports (unless otherwise specified)

Reporting period: 2017-01-01 – 2017-12-31

Data retrieved on: 2018-01-08 08:27

The dates of the analyses all refer to the confirmation date in the ADNS reports.

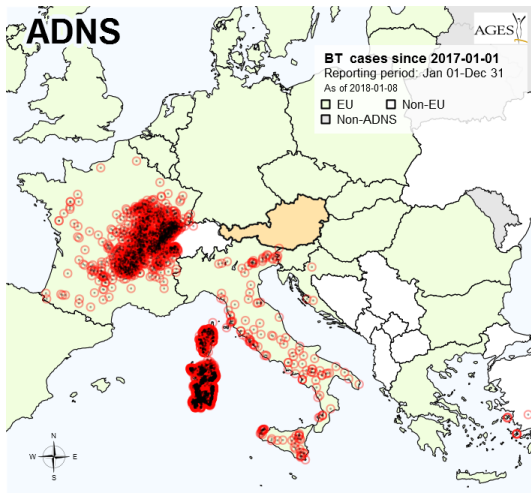
Content:

- Map of cases 2017
- Weekly time series
- Distance of cases to Austrian national border
- Monthly spread maps

Contact: statistics@ages.at

Gemeldete Fälle 2017

Coordinates of the reported cases 2017:



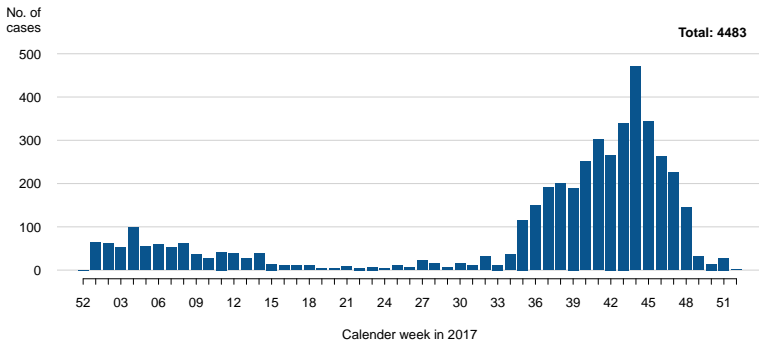
Number of cases per month

	Jan	Feb	Mar	Apr	May	Jun	Jul	Aug	Sep	Oct	Nov	Dec	Total
CROATIA	3	0	0	0	0	0	0	0	0	0	0	0	3
FRANCE	252	186	141	57	19	15	54	92	206	452	399	53	1926
GREECE	0	0	0	0	0	0	0	0	1	2	3	1	7
ITALY	36	31	23	16	11	13	7	88	550	935	780	41	2531
PORTUGAL	2	0	0	0	0	0	0	0	0	0	0	0	2
SPAIN	1	0	0	0	0	0	0	0	0	2	3	4	10
SWITZERLAND	0	0	0	0	0	0	0	0	0	2	0	0	2
TURKEY	0	0	0	0	0	0	0	0	0	0	0	2	2
Total	294	217	164	73	30	28	61	180	757	1393	1185	101	4483

Reporting period: 2017-01-01 – 2017-12-31, data query: 2018-01-08
Table only comprises countries reporting to the ADNS system

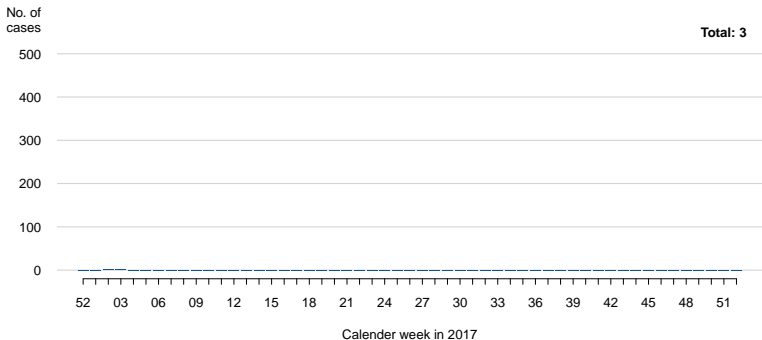
Total cases ADNS

Cases per calendar week: ADNS total
Reporting period: 2017-01-01 – 2017-12-31, as of: 2018-01-08



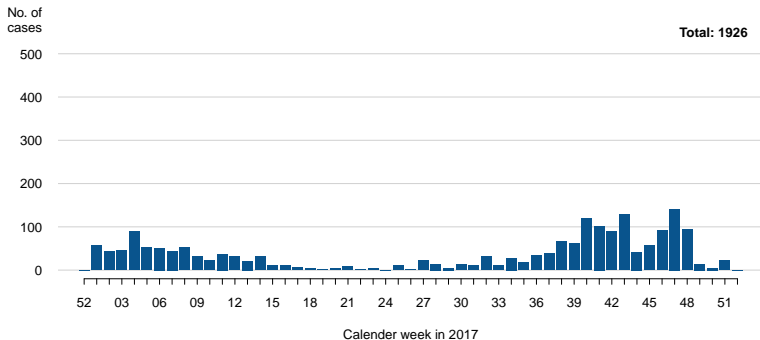
Cases CROATIA

Cases per calendar week: CROATIA
Reporting period: 2017-01-01 – 2017-12-31, as of: 2018-01-08



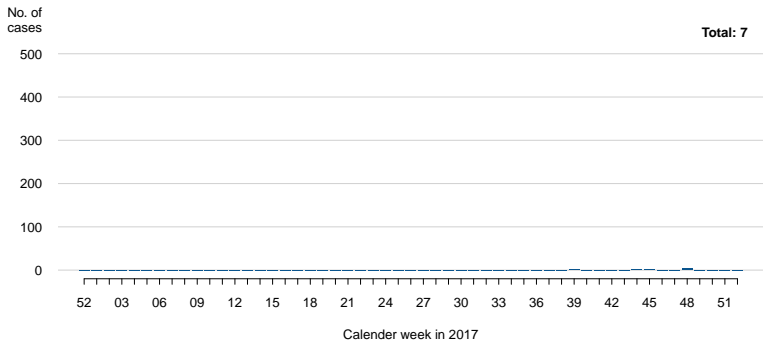
Cases FRANCE

Cases per calendar week: FRANCE
Reporting period: 2017-01-01 – 2017-12-31, as of: 2018-01-08



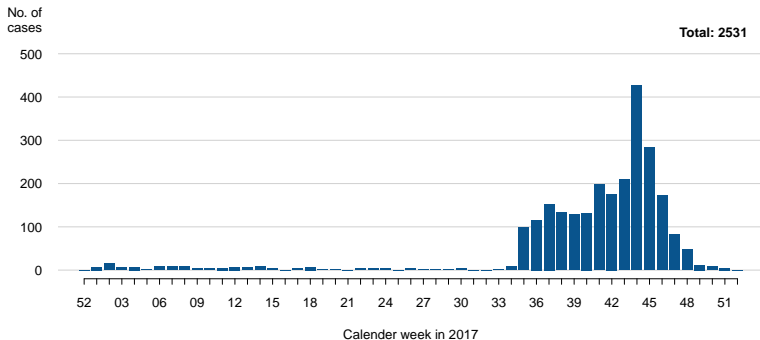
Cases GREECE

Cases per calender week: GREECE
Reporting period: 2017-01-01 – 2017-12-31, as of: 2018-01-08



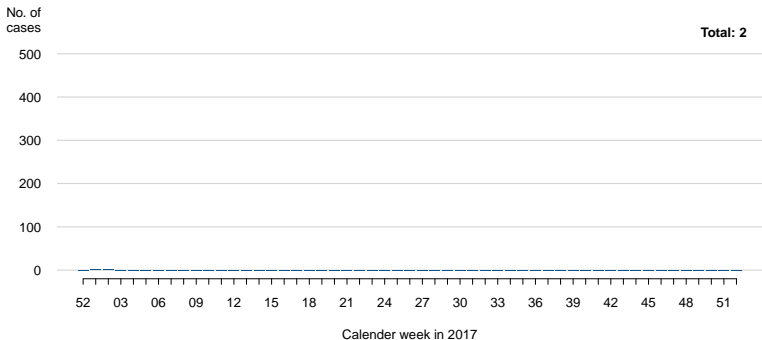
Cases ITALY

Cases per calendar week: ITALY
Reporting period: 2017-01-01 – 2017-12-31, as of: 2018-01-08



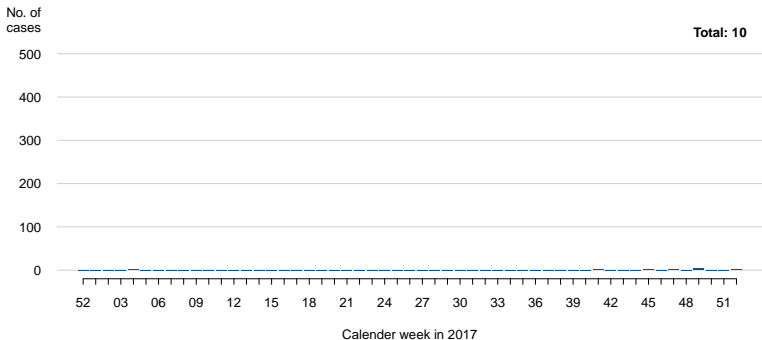
Cases PORTUGAL

Cases per calendar week: PORTUGAL
Reporting period: 2017-01-01 – 2017-12-31, as of: 2018-01-08



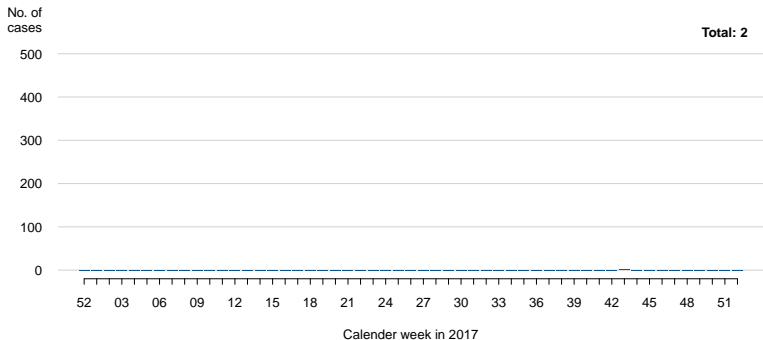
Cases SPAIN

Cases per calendar week: SPAIN
Reporting period: 2017-01-01 – 2017-12-31, as of: 2018-01-08



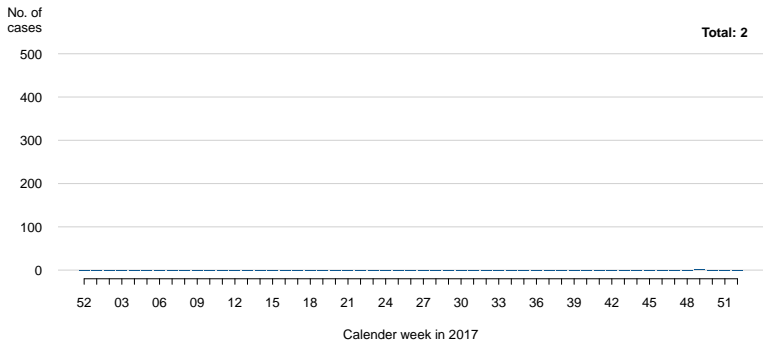
Cases SWITZERLAND

Cases per calender week: SWITZERLAND
Reporting period: 2017-01-01 – 2017-12-31, as of: 2018-01-08

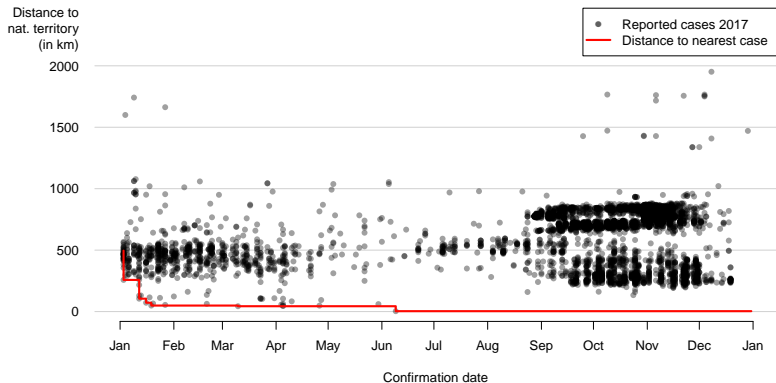


Cases TURKEY

Cases per calender week: TURKEY
Reporting period: 2017-01-01 – 2017-12-31, as of: 2018-01-08

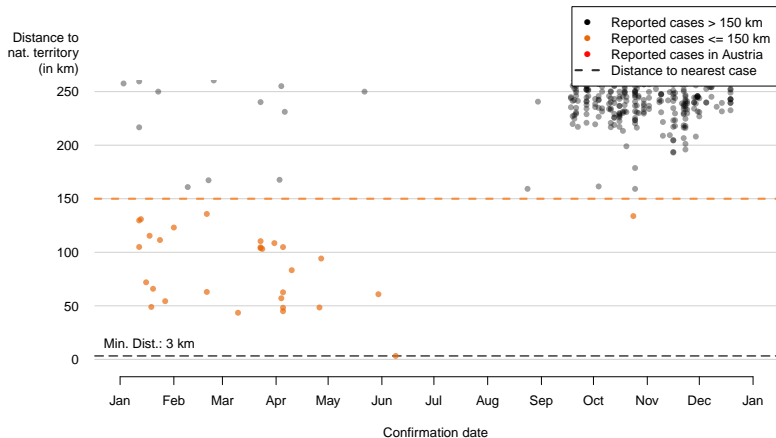


Distance of cases to Austrian border



Reporting period: 2017-01-01 – 2017-12-31, data query: 2018-01-08

Distance of foreign cases to Austrian border (detail view)



Reporting period: 2017-01-01 – 2017-12-31, data query: 2018-01-08

Cases Jan 2017

ADNS regions with reported cases after 2017-01-01:

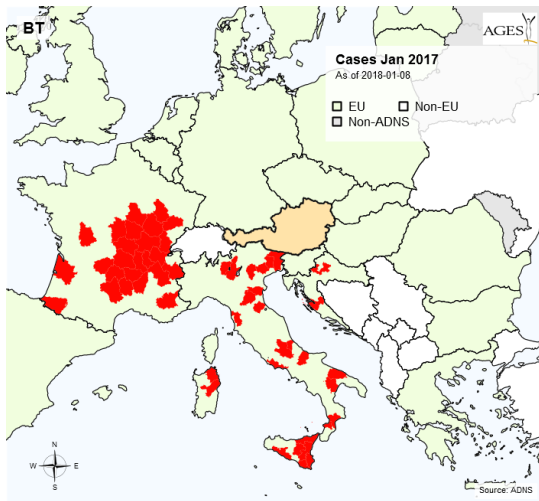
red = regions with cases

during the **relevant month,**

brown = regions with prior cases,

hatched = regions with

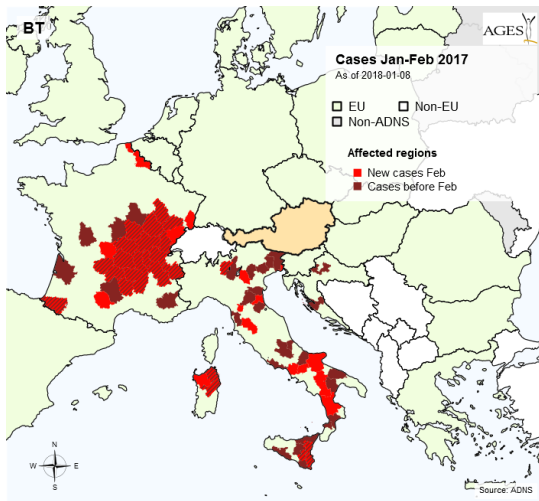
prior cases as well as with cases in the relevant month.



Cases Jan–Feb 2017

ADNS regions with reported cases after 2017-01-01:

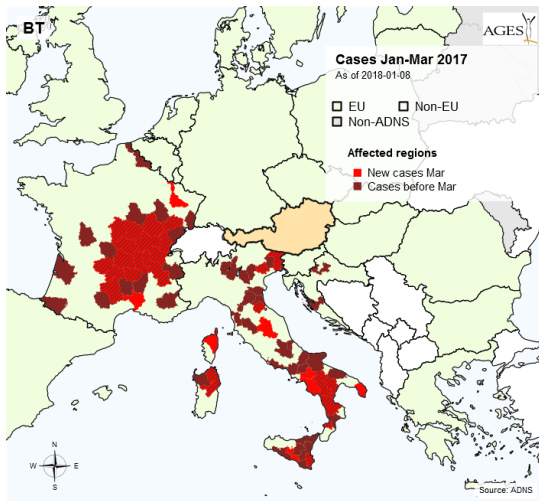
red = regions with cases during the **relevant month**,
brown = regions with prior cases,
hatched = regions with prior cases as well as with cases in the relevant month.



Cases Jan–Mar 2017

ADNS regions with reported cases after 2017-01-01:

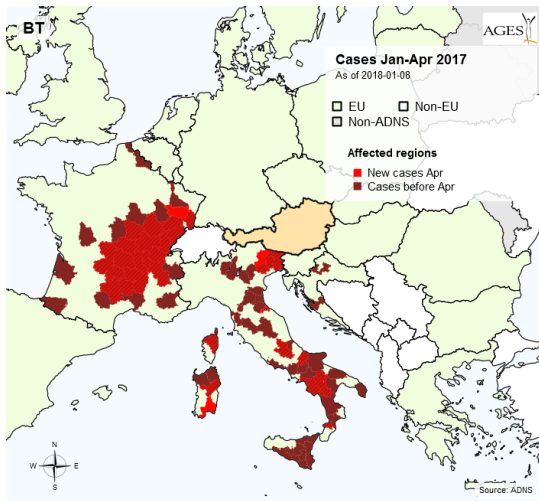
red = regions with cases during the **relevant month**,
brown = regions with prior cases,
hatched = regions with prior cases as well as with cases in the relevant month.



Cases Jan–Apr 2017

ADNS regions with reported cases after 2017-01-01:

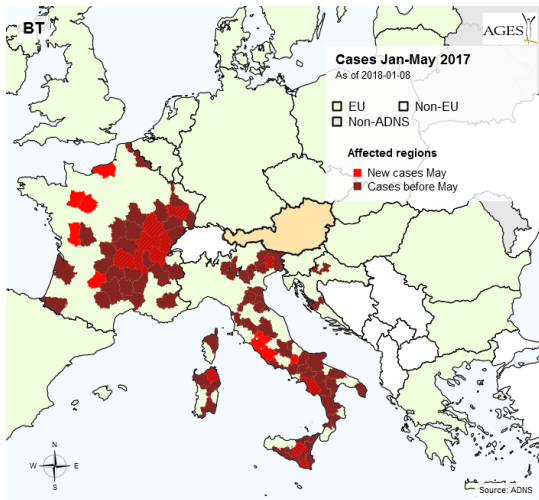
red = regions with cases during the **relevant month**,
brown = regions with prior cases,
hatched = regions with prior cases as well as with cases in the relevant month.



Cases Jan–May 2017

ADNS regions with reported cases after 2017-01-01:

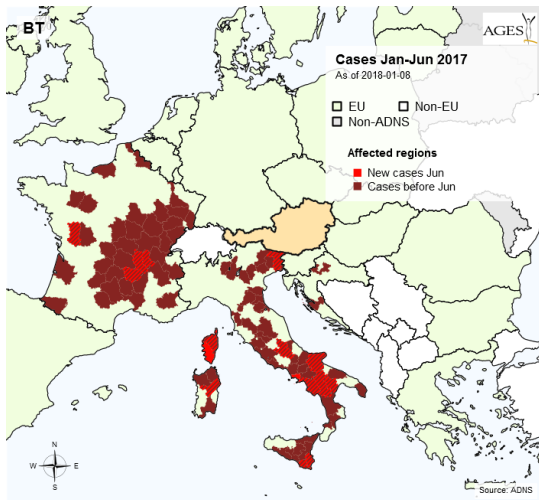
red = regions with cases during the **relevant month**,
brown = regions with prior cases,
hatched = regions with prior cases as well as with cases in the relevant month.



Cases Jan–Jun 2017

ADNS regions with reported cases after 2017-01-01:

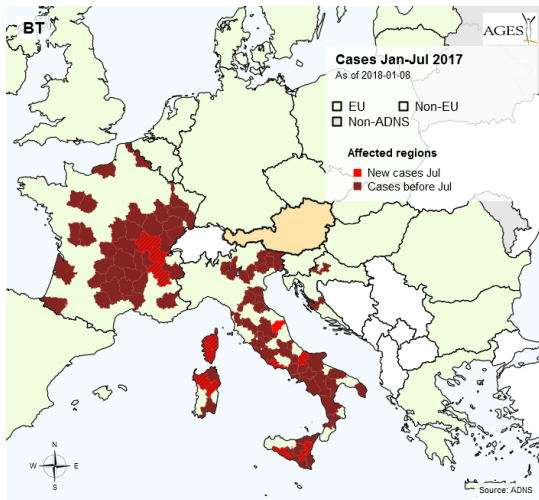
red = regions with cases during the **relevant month**,
brown = regions with prior cases,
hatched = regions with prior cases as well as with cases in the relevant month.



Cases Jan–Jul 2017

ADNS regions with reported cases after 2017-01-01:

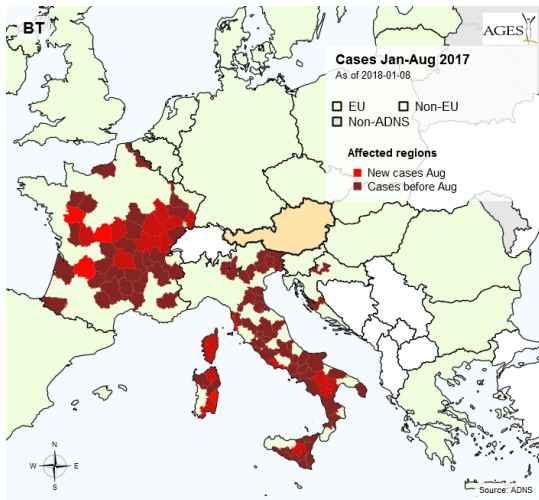
red = regions with cases during the **relevant month**,
brown = regions with prior cases,
hatched = regions with prior cases as well as with cases in the relevant month.



Cases Jan–Aug 2017

ADNS regions with reported cases after 2017-01-01:

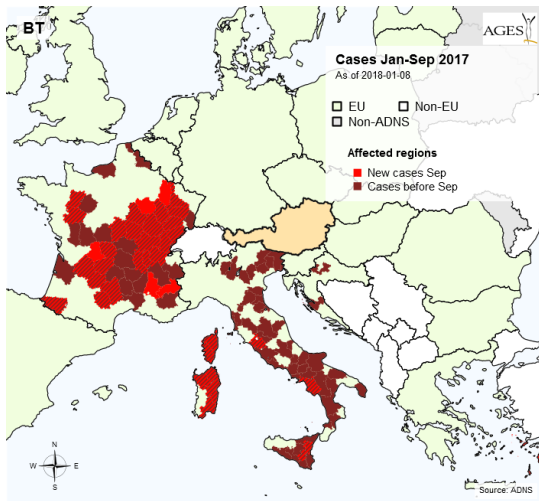
red = regions with cases during the **relevant month**,
brown = regions with prior cases,
hatched = regions with prior cases as well as with cases in the relevant month.



Cases Jan–Sep 2017

ADNS regions with reported cases after 2017-01-01:

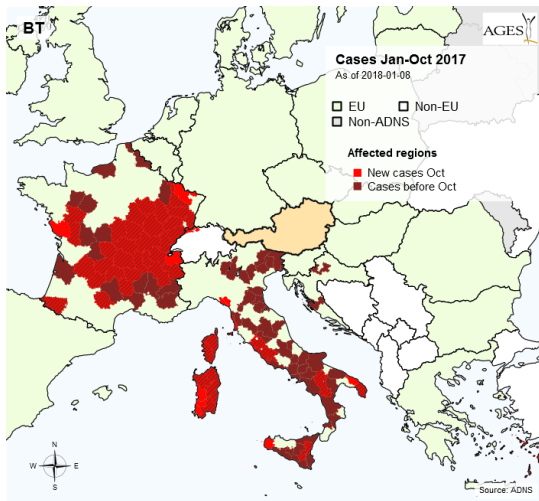
red = regions with cases during the **relevant month**,
brown = regions with prior cases,
hatched = regions with prior cases as well as with cases in the relevant month.



Cases Jan–Oct 2017

ADNS regions with reported cases after 2017-01-01:

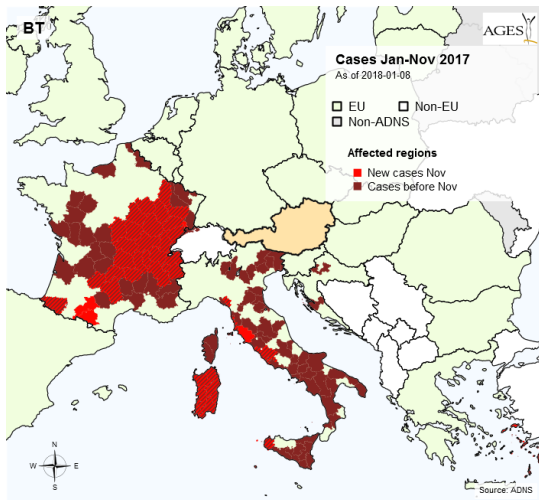
red = regions with cases during the **relevant month**,
brown = regions with prior cases,
hatched = regions with prior cases as well as with cases in the relevant month.



Cases Jan–Nov 2017

ADNS regions with reported cases after 2017-01-01:

red = regions with cases during the **relevant month**,
brown = regions with prior cases,
hatched = regions with prior cases as well as with cases in the relevant month.



Cases Jan–Dec 2017

ADNS regions with reported cases after 2017-01-01:

red = regions with cases during the **relevant month**,
brown = regions with prior cases,
hatched = regions with prior cases as well as with cases in the relevant month.

