

African swine fever in domestic pigs and wild boar (ASF)

Archive of ADNS reports 2020

Reporting period: 2020-01-01 – 2020-12-31

Data query: 2021-01-13

AGES DSR

Parameters

Data source: ADNS reports (unless otherwise specified)

Reporting period: 2020-01-01 – 2020-12-31

Data retrieved on: 2021-01-13 10:37

The dates of the analyses all refer to the confirmation date in the ADNS reports.

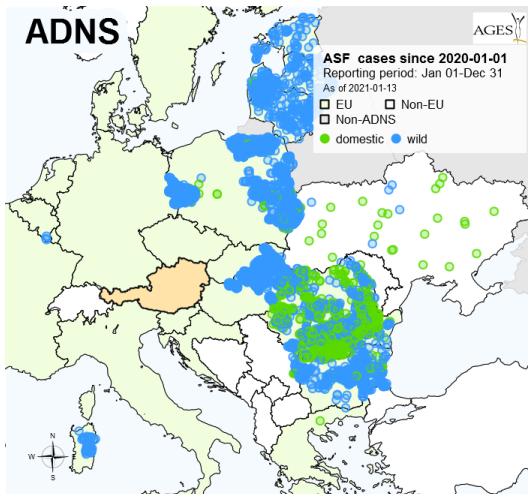
Content:

- Map of cases 2020
- Weekly time series
- Distance of cases to Austrian national border
- Monthly spread maps

Contact: statistics@ages.at

Reported Cases 2020

Coordinates of the reported cases 2020:



Number of cases per month (domestic)

ASF cases in domestic pigs:

	Jan	Feb	Mar	Apr	May	Jun	Jul	Aug	Sep	Oct	Nov	Dec	Total
BULGARIA	6	5	5	1	0	0	0	1	0	1	0	0	19
GREECE	0	1	0	0	0	0	0	0	0	0	0	0	1
LATVIA	0	0	0	0	0	0	3	0	0	0	0	0	3
LITHUANIA	0	0	0	1	0	0	1	1	0	0	0	0	3
MOLDOVA	0	0	1	0	0	0	0	0	0	1	0	0	2
POLAND	0	0	1	1	0	3	16	56	21	5	0	0	103
REPUBLIC OF SERBIA	0	0	0	0	0	3	9	0	3	0	0	1	16
ROMANIA	93	56	47	30	37	53	93	166	171	115	92	107	1060
SLOVAKIA	0	0	0	0	0	0	1	10	6	0	0	0	17
UKRAINE	1	1	1	2	2	1	1	5	0	3	4	2	23
Total	100	63	55	35	39	60	124	239	201	125	96	110	1247

Reporting period: 2020-01-01 – 2020-12-31, data query: 2021-01-13
 Table only comprises countries reporting to the ADNS system

Number of cases per month (wild boar)

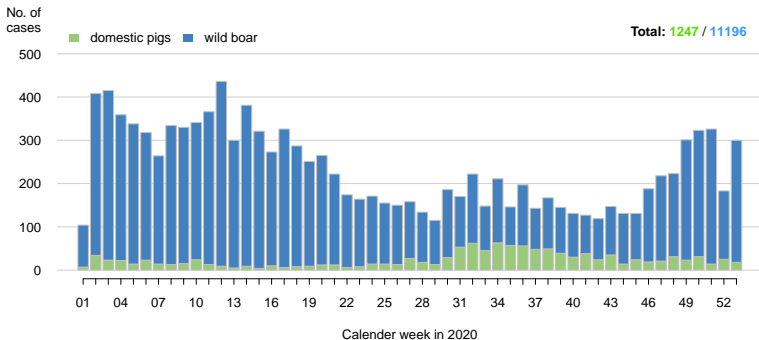
ASF cases in wild boar:

	Jan	Feb	Mar	Apr	May	Jun	Jul	Aug	Sep	Oct	Nov	Dec	Total
BELGIUM	1	1	1	0	0	0	0	0	0	0	0	0	3
BULGARIA	148	70	63	25	20	14	30	33	22	22	29	57	533
ESTONIA	7	5	6	2	2	5	11	4	7	4	9	6	68
GERMANY	0	0	0	0	0	0	0	0	38	80	75	210	403
HUNGARY	425	413	533	777	495	327	251	201	134	91	137	268	4052
ITALY	28	4	0	0	0	0	0	0	0	0	5	5	42
LATVIA	44	19	22	18	12	26	36	20	21	27	26	49	320
LITHUANIA	38	13	18	15	15	21	26	12	12	21	12	27	230
MOLDOVA	0	2	15	9	4	0	0	0	0	0	0	0	30
POLAND	564	567	713	461	287	203	131	214	186	163	288	376	4153
REPUBLIC OF SERBIA	22	12	6	1	0	0	0	0	0	2	5	15	63
ROMANIA	178	109	99	59	54	45	48	54	30	29	69	132	906
SLOVAKIA	12	8	30	37	28	10	13	14	24	24	61	127	388
UKRAINE	2	1	0	1	0	0	0	0	0	0	0	1	5
Total	1469	1224	1506	1405	917	651	546	552	474	463	716	1273	11196

Reporting period: 2020-01-01 – 2020-12-31, data query: 2021-01-13
Table only comprises countries reporting to the ADNS system

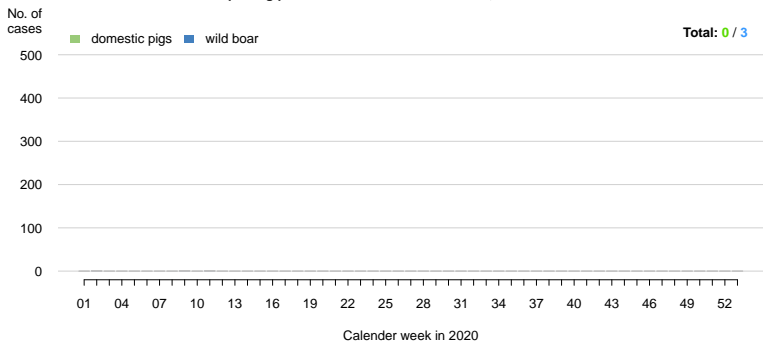
Total cases ADNS

Cases per calendar week: ADNS total
Reporting period: 2020-01-01 – 2020-12-31, as of: 2021-01-13



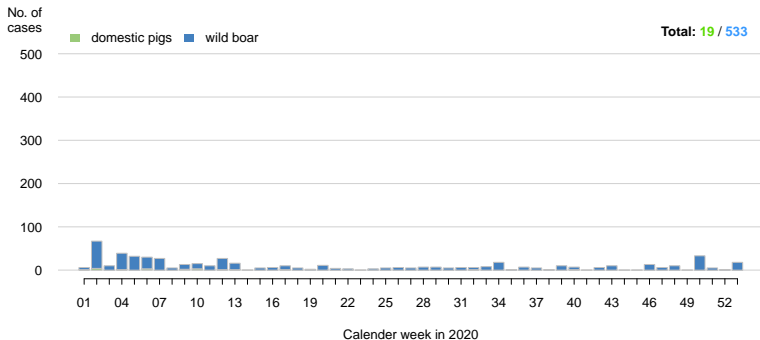
Cases BELGIUM

Cases per calendar week: BELGIUM
Reporting period: 2020-01-01 – 2020-12-31, as of: 2021-01-13



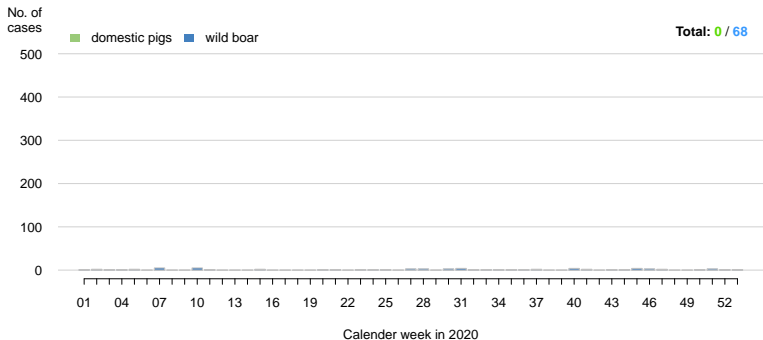
Cases BULGARIA

Cases per calendar week: BULGARIA
Reporting period: 2020-01-01 – 2020-12-31, as of: 2021-01-13



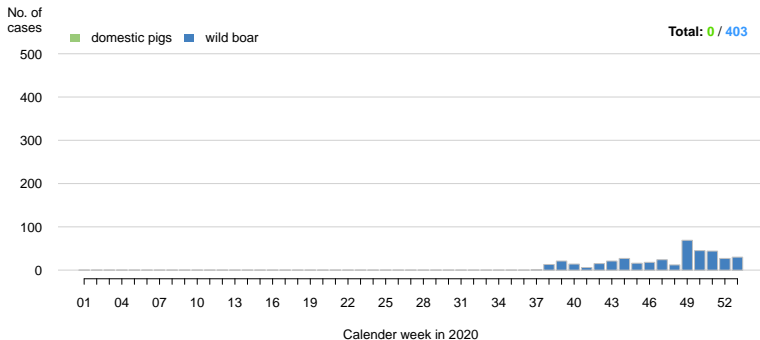
Cases ESTONIA

Cases per calender week: ESTONIA
Reporting period: 2020-01-01 – 2020-12-31, as of: 2021-01-13

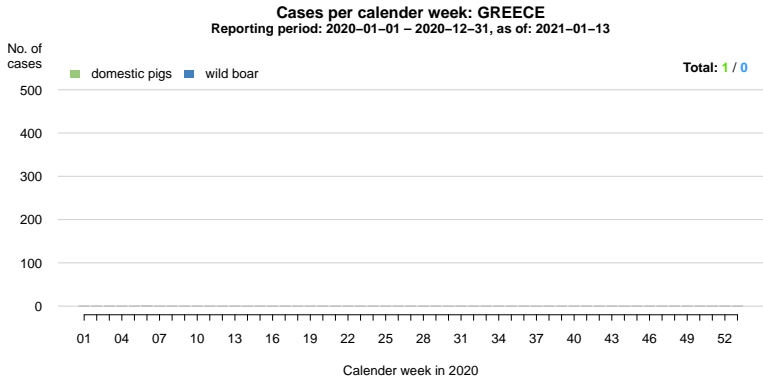


Cases GERMANY

Cases per calendar week: GERMANY
Reporting period: 2020-01-01 – 2020-12-31, as of: 2021-01-13

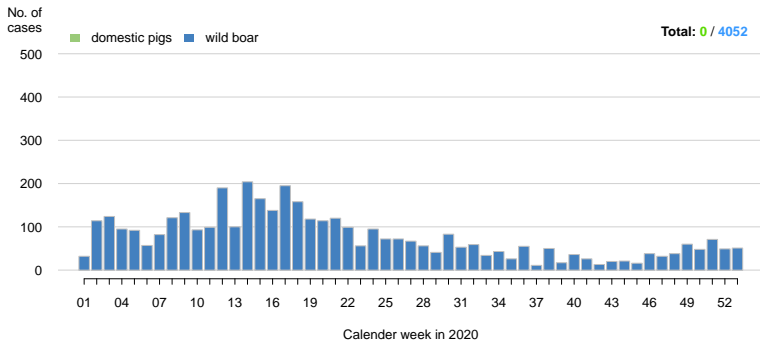


Cases GREECE

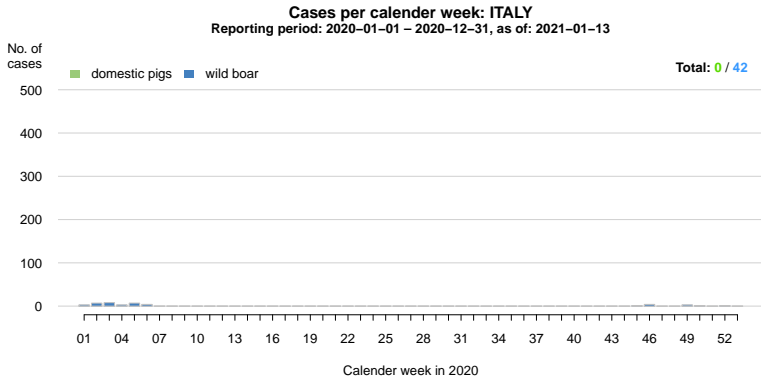


Cases HUNGARY

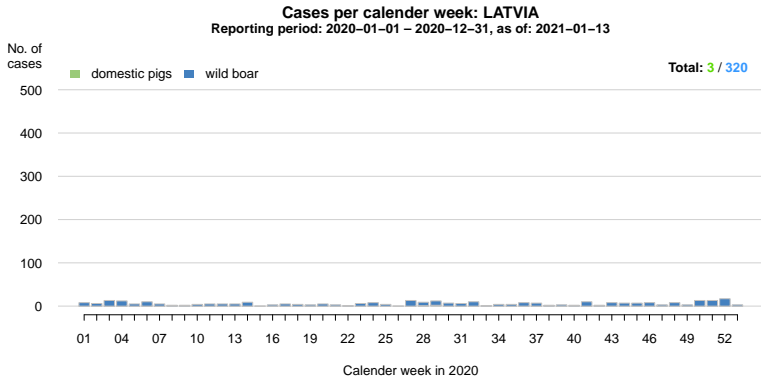
Cases per calendar week: HUNGARY
Reporting period: 2020-01-01 – 2020-12-31, as of: 2021-01-13



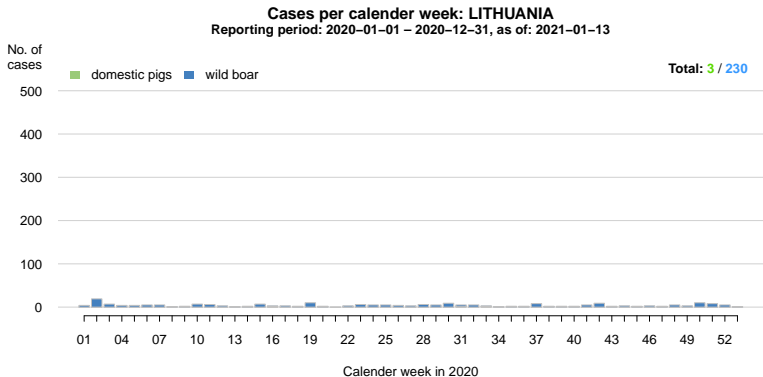
Cases ITALY



Cases LATVIA

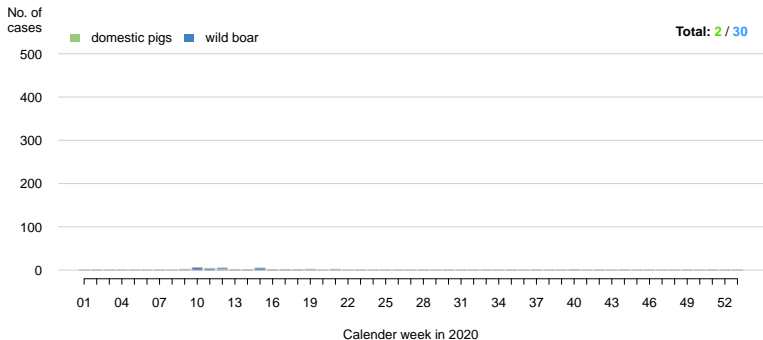


Cases LITHUANIA



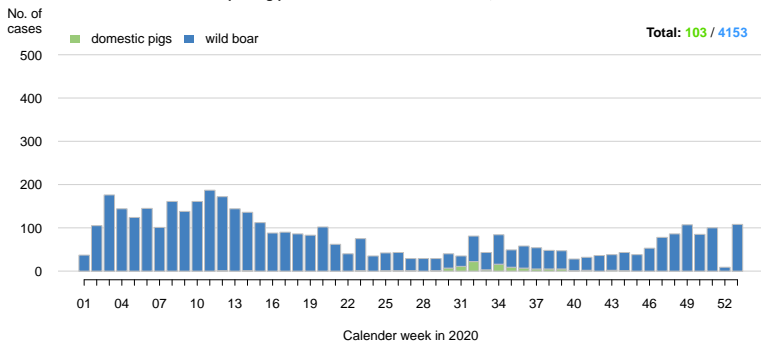
Cases MOLDOVA

Cases per calendar week: MOLDOVA
Reporting period: 2020-01-01 – 2020-12-31, as of: 2021-01-13



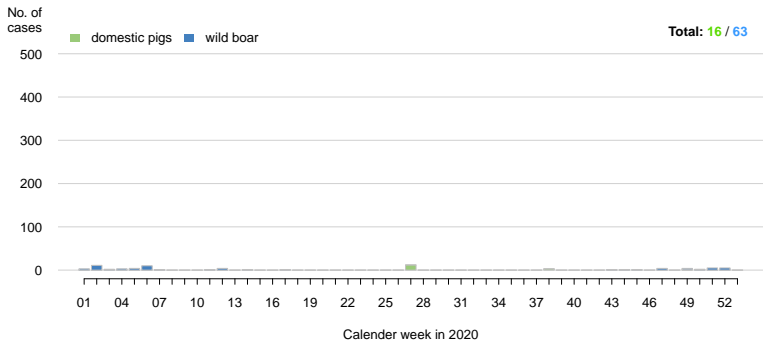
Cases POLAND

Cases per calendar week: POLAND
Reporting period: 2020-01-01 – 2020-12-31, as of: 2021-01-13



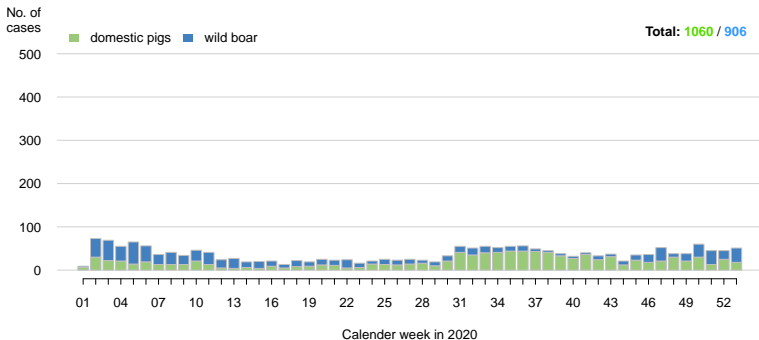
Cases REPUBLIC OF SERBIA

Cases per calendar week: REPUBLIC OF SERBIA
Reporting period: 2020-01-01 – 2020-12-31, as of: 2021-01-13



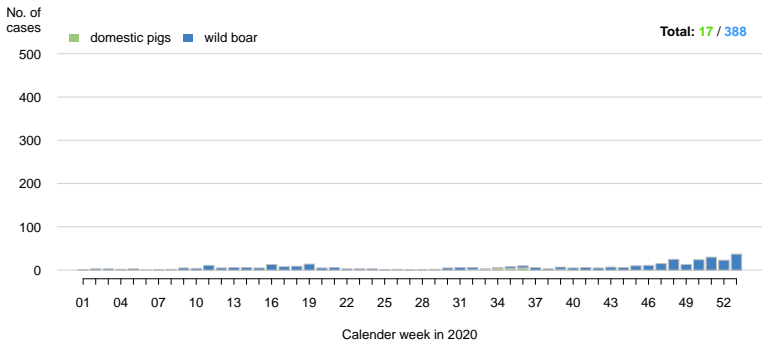
Cases ROMANIA

Cases per calendar week: ROMANIA
Reporting period: 2020-01-01 – 2020-12-31, as of: 2021-01-13

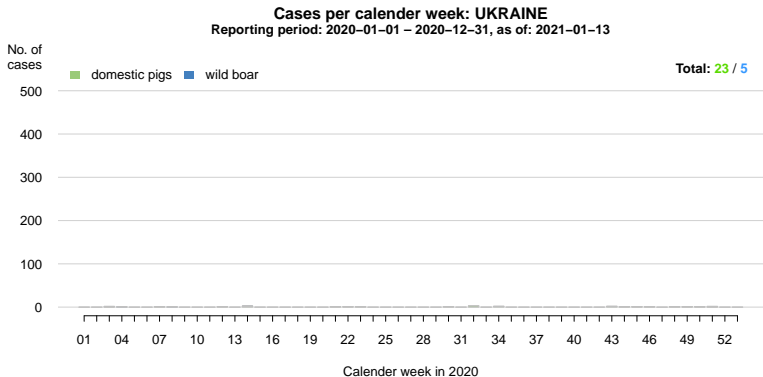


Cases SLOVAKIA

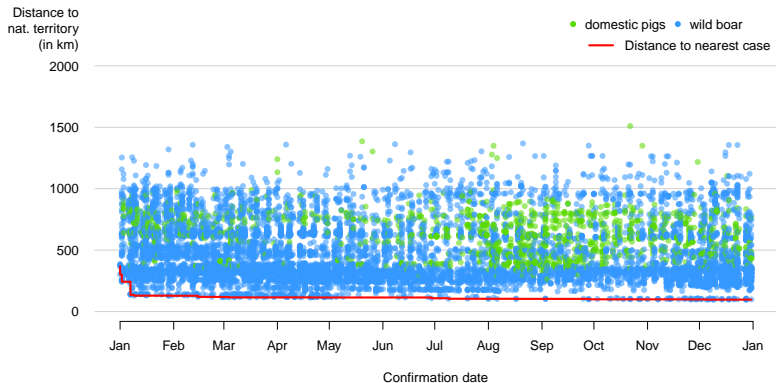
Cases per calendar week: SLOVAKIA
Reporting period: 2020-01-01 – 2020-12-31, as of: 2021-01-13



Cases UKRAINE

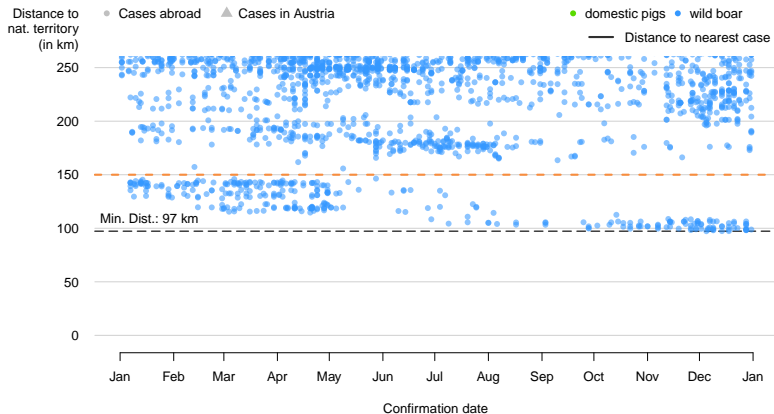


Distance of cases to Austrian border



Reporting period: 2020-01-01 – 2020-12-31, data query: 2021-01-13

Distance of foreign cases to Austrian border (detail view)

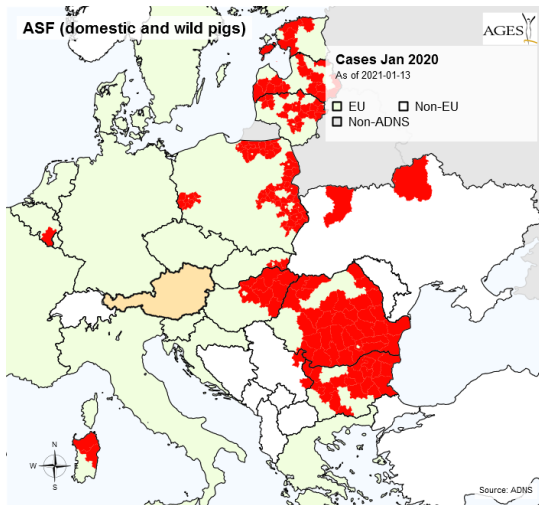


Reporting period: 2020-01-01 – 2020-12-31, data query: 2021-01-13

Cases Jan 2020 (all categories)

ADNS regions with reported cases after 2020-01-01:

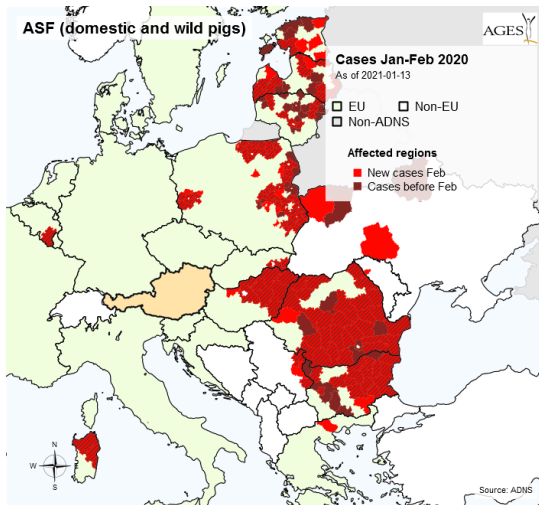
red = regions with cases during the **relevant month**,
brown = regions with prior cases,
hatched = regions with prior cases as well as with cases in the relevant month.



Cases Jan–Feb 2020 (all categories)

ADNS regions with reported cases after 2020-01-01:

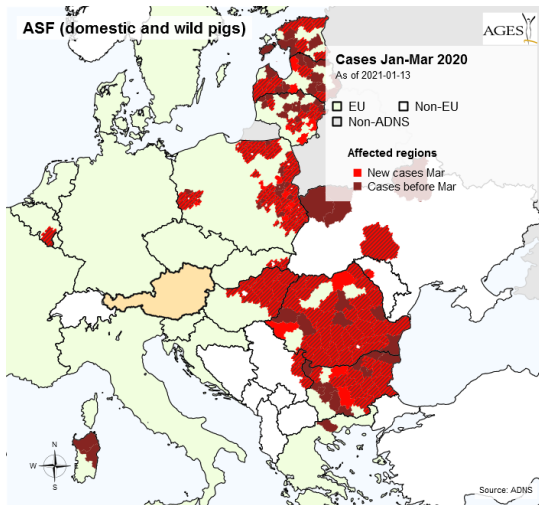
red = regions with cases during the **relevant month**,
brown = regions with prior cases,
hatched = regions with prior cases as well as with cases in the relevant month.



Cases Jan–Mar 2020 (all categories)

ADNS regions with reported cases after 2020-01-01:

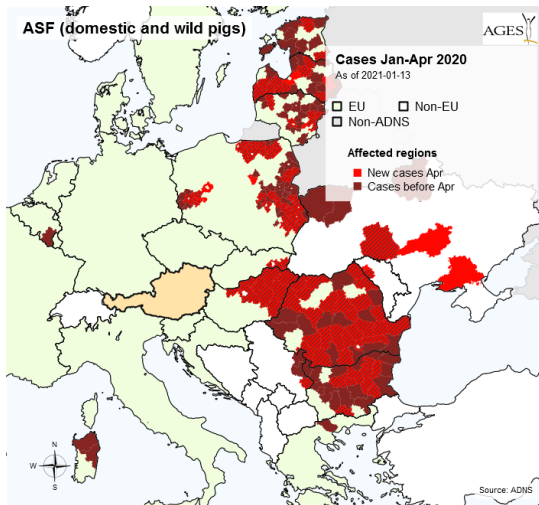
red = regions with cases during the **relevant month**,
brown = regions with prior cases,
hatched = regions with prior cases as well as with cases in the relevant month.



Cases Jan–Apr 2020 (all categories)

ADNS regions with reported cases after 2020-01-01:

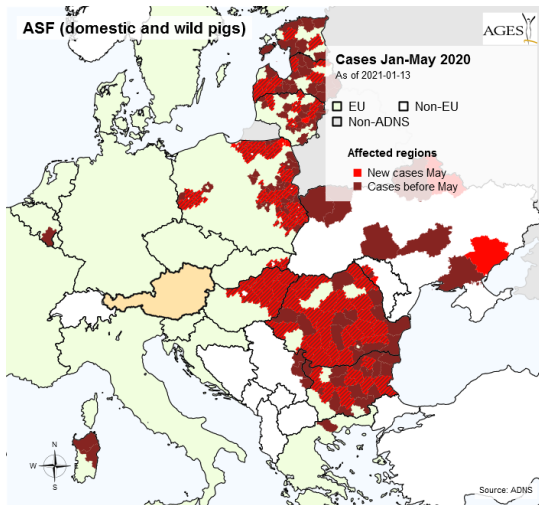
red = regions with cases during the **relevant month**,
brown = regions with prior cases,
hatched = regions with prior cases as well as with cases in the relevant month.



Cases Jan–May 2020 (all categories)

ADNS regions with reported cases after 2020-01-01:

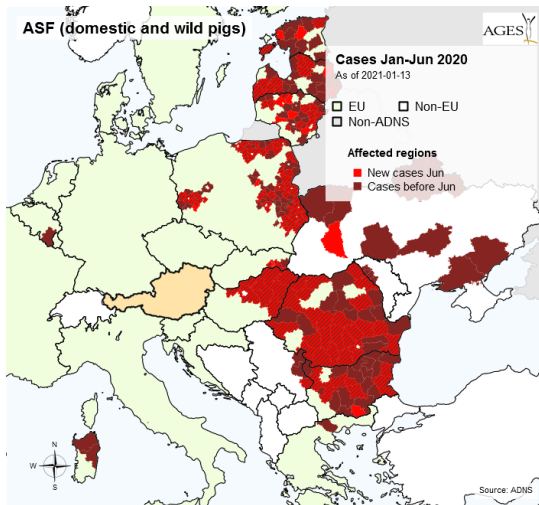
red = regions with cases during the **relevant month**,
brown = regions with prior cases,
hatched = regions with prior cases as well as with cases in the relevant month.



Cases Jan–Jun 2020 (all categories)

ADNS regions with reported cases after 2020-01-01:

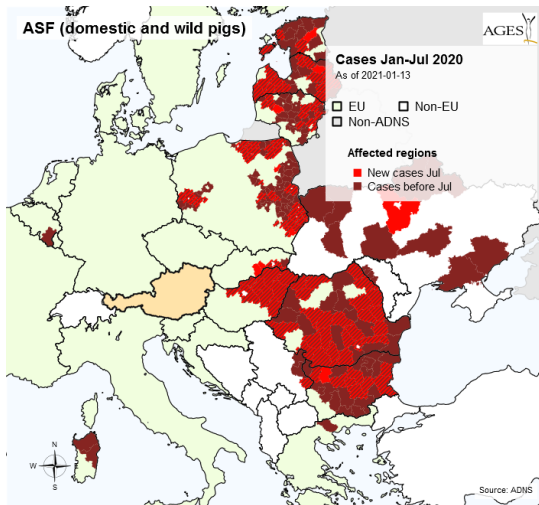
red = regions with cases during the **relevant month**,
brown = regions with prior cases,
hatched = regions with prior cases as well as with cases in the relevant month.



Cases Jan–Jul 2020 (all categories)

ADNS regions with reported cases after 2020-01-01:

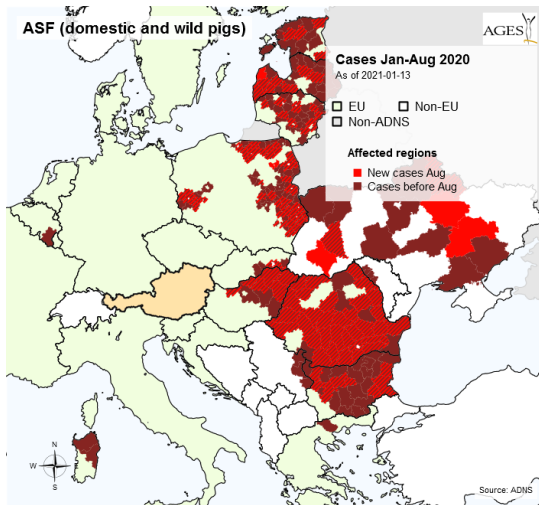
red = regions with cases during the **relevant month**,
brown = regions with prior cases,
hatched = regions with prior cases as well as with cases in the relevant month.



Cases Jan–Aug 2020 (all categories)

ADNS regions with reported cases after 2020-01-01:

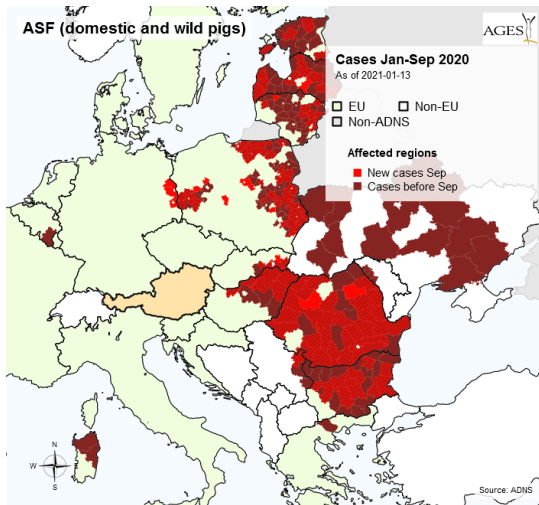
red = regions with cases during the **relevant month**,
brown = regions with prior cases,
hatched = regions with prior cases as well as with cases in the relevant month.



Cases Jan–Sep 2020 (all categories)

ADNS regions with reported cases after 2020-01-01:

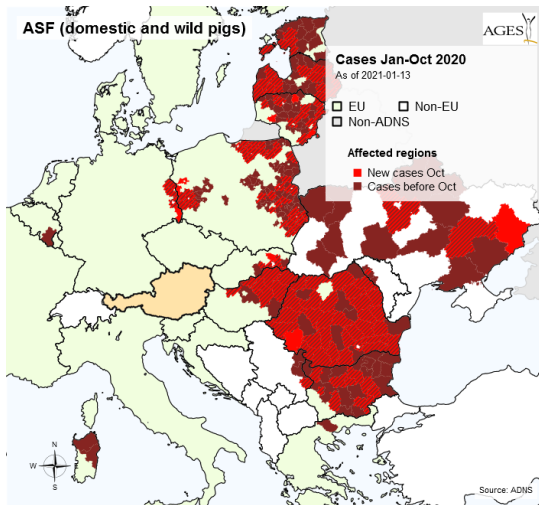
red = regions with cases during the **relevant month**,
brown = regions with prior cases,
hatched = regions with prior cases as well as with cases in the relevant month.



Cases Jan–Oct 2020 (all categories)

ADNS regions with reported cases after 2020-01-01:

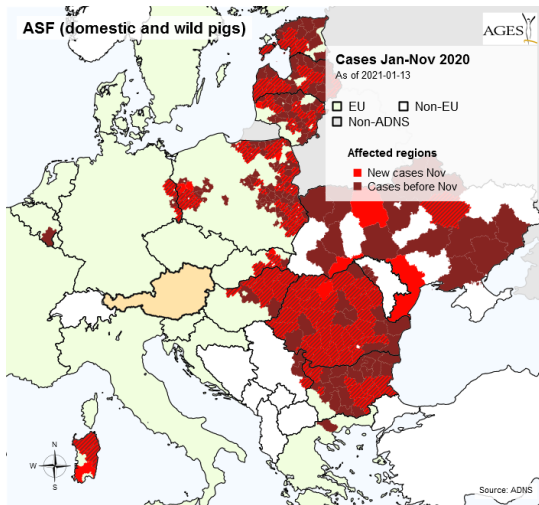
red = regions with cases during the **relevant month**,
brown = regions with prior cases,
hatched = regions with prior cases as well as with cases in the relevant month.



Cases Jan–Nov 2020 (all categories)

ADNS regions with reported cases after 2020-01-01:

red = regions with cases during the **relevant month**,
brown = regions with prior cases,
hatched = regions with prior cases as well as with cases in the relevant month.



Cases Jan–Dec 2020 (all categories)

ADNS regions with reported cases after 2020-01-01:

red = regions with cases during the **relevant month**,
brown = regions with prior cases,
hatched = regions with prior cases as well as with cases in the relevant month.

